

456-13



ESTABLISHED 1876

INCORPORATED 1900




CATALOGUE  
No. 15

**The H.B. Ives Co.**  
New Haven, Conn. U.S.A.







WORKS OF THE H. B. IVES CO.,  
NEW HAVEN, CONN., U. S. A.

CATALOGUE No. 15



BUILDERS' HARDWARE

HIGH-GRADE  
WINDOW AND DOOR SPECIALTIES

---

MANUFACTURED BY

THE H. B. IVES Co.

ESTABLISHED 1876

INCORPORATED 1900

NEW HAVEN, CONN., U. S. A.

CABLE ADDRESS, "IVES," Western Union Code



## To the Trade

In presenting our No. 15 Catalogue, we call your attention to the improved line of High-Grade Builders' Hardware, Window and Door Specialties.

In addition to the goods described in this catalogue, we manufacture special hardware for Casement and Double Hung Metal Windows.

We shall maintain the high quality of all the goods we manufacture, and hope to be favored with a continuance of your patronage.

THE H. B. IVES COMPANY.

---

## Special Notice

The Builders' Hardware Specialties shown in this catalogue are manufactured under patents and trade-marks owned and controlled exclusively by us.

We have registered the words "IVES" and "CRESCENT" in the United States Patent Office as trade-marks, and have applied these trade-marks to Sash Fasteners, Door Bolts and other hardware manufactured by us.

We hereby caution anyone against making, selling, or using Sash Fasteners, Door Bolts or other hardware that are infringements of any of our patents or using the above noted trade-marks.

THE H. B. IVES COMPANY.

## INDEX

<b>A</b>			
Adjusters, Casement . . . . .	71-77		
Adjusters, Stop Bead . . . . .	25-27		
<b>B</b>			
Bar Sash Lifts . . . . .	43-50		
Bar Sash Lifts, for Metal Sash . . . . .	140-142		
Bath Room Hooks . . . . .	125		
Bolts, Cremorne . . . . .	56		
Bolts, Cremorne, for Metal Sash . . . . .	147		
Bolts, Extension Flush . . . . .	55		
Bolts, Flush . . . . .	54		
Bolts, Mortise Door . . . . .	113-121		
Bolts, Mortise Window . . . . .	115		
Bolts, Surface . . . . .	52-53		
Bolts, Ventilating Window . . . . .	22		
Brackets, Hand Rail . . . . .	122-124		
<b>C</b>			
Car Window Locks . . . . .	90		
Casement Window Adjusters . . . . .	71-77		
Casement Window Fasteners . . . . .	57-70		
Catches, Transom . . . . .	78-82		
Catches, Transom, for Metal Sash . . . . .	143-145		
Ceiling Hooks . . . . .	131		
Cellar Window Fasteners . . . . .	28		
Cellar Window Sets . . . . .	28		
Chain Holders for Metal Sash . . . . .	139		
Chains, Transom . . . . .	83		
Coat and Hat Hooks . . . . .	130		
Cord Fasteners, "Ives" . . . . .	132		
Cremorne Bolts . . . . .	56		
Cremorne Bolts for Metal Sash . . . . .	147		
"Crescent" Sash Fasteners . . . . .	7-16		
"Crescent" Sash Fasteners, for Metal Sash . . . . .	134-137		
Cupboard Turns . . . . .	126-129		
Curtain Hooks . . . . .	125		
<b>D</b>			
Door Bolts, Mortise . . . . .	113-121		
Door Pulls . . . . .	97-101		
Door Pulls, Screen . . . . .	95-96		
Door Stops . . . . .	102-112		
Drawer Knobs . . . . .	37		
Drawer Pulls . . . . .	91-93		
Drawer Pulls, Druggist . . . . .	94		
<b>E</b>			
Eyes, Transom . . . . .	84		
<b>F</b>			
Fasteners, Casement Window . . . . .	57-70		
Fasteners, Cellar Window . . . . .	28		
Fasteners, Sash Cord, "Ives" . . . . .	132		
Fasteners, Sash, "Crescent" . . . . .	7-16		
Fasteners, Sash, "Crescent", for Metal Sash . . . . .	134-137		
Fasteners, Sash, "Ives" Patent . . . . .	17-18		
Fasteners, Sash Cord, "Ives" . . . . .	132		
Fasteners, Sash Weight, "Ives" . . . . .	132		
Fasteners, Side Sash . . . . .	19		
Flush Bolts . . . . .	54		
Flush Bolts, Extension . . . . .	55		
Flush Sash Lifts . . . . .	36-42		
<b>H</b>			
Hand Rail Brackets . . . . .	122-124		
Hangers, Sash Pole . . . . .	87		
Hardware for Metal Sash . . . . .	133-147		
Holdes, Chain, for Metal Sash . . . . .	139		
Hooks, Bath Room . . . . .	125		
Hooks, Ceiling . . . . .	131		
Hooks, Coat and Hat . . . . .	130		
Hooks, Curtain . . . . .	125		
Hooks, Pull Down . . . . .	88-90		
Hook Sash Lifts . . . . .	29-35		
Hook Sash Lifts, for Metal Sash . . . . .	139		
<b>I</b>			
Ives Patent Mortise Door Bolts . . . . .	113-114		
Ives Patent Sash Cord Fasteners . . . . .	132		
Ives Patent Sash Locks . . . . .	17-18		
Ives Patent Sash Locks for Metal Sash . . . . .	138		
Ives Patent Sash Weight Fasteners . . . . .	132		
Ives Patent Window Stop Adjusters . . . . .	27		
Ives Patent Window Ventilating Locks . . . . .	20-22		
<b>K</b>			
Knobs, Drawer . . . . .	37		
Knobs, Shutter . . . . .	36		

## INDEX—Continued

L	
Latches, Lavatory . . . . .	125
Lifts, Bar Sash . . . . .	43-50
Lifts, Bar Sash, for Metal Sash . . . . .	140-142
Lifts, Flush Sash . . . . .	36-42
Lifts, Hook Sash . . . . .	29-35
Lifts, Hook Sash, for Metal Sash . . . . .	139
Lift and Lock, Combined . . . . .	51
Locks, Car Window . . . . .	90
Locks, Sash, "Ives Patent" . . . . .	17-18
Locks, Sash, "Ives Patent," for Metal Sash . . . . .	138
Locks, Sash, Ventilating, "Ives" . . . . .	20-22
M	
Malleable Iron Hardware for Metal Sash . . . . .	133-147
Mortise Strike, Sash Locks . . . . .	9
P	
Plates, Sash Pull . . . . .	85-86
Plates, Sash Pull, for Metal Sash . . . . .	146
Pliers, Cord Fastener . . . . .	132
Pole Hangers, Sash . . . . .	87
Pulls, Door . . . . .	97-101
Pull Down Hooks . . . . .	88-90
Pulls, Drawer . . . . .	91-93
Pulls, Druggist Drawer . . . . .	94
Pulls, Screen Door . . . . .	95-96
R	
Rail Brackets, Hand . . . . .	122-124
S	
Sash Cord Fasteners, "Ives" . . . . .	132
Sash Cord Pliers . . . . .	132
Sash Fasteners, "Crescent" . . . . .	7-16
Sash Fasteners, for Metal Sash . . . . .	134-138
Sash Fasteners, Side . . . . .	19
Sash Lifts, Bar . . . . .	43-50
Sash Lifts, Bar, for Metal Sash . . . . .	140-142
Sash Lifts, Flush . . . . .	36-42
Sash Lifts, Hook . . . . .	29-35
Sash Lifts, Hook, for Metal Sash . . . . .	139
Sash Lift and Lock Combined . . . . .	51
Sash Locks, "Ives" Patent, for Metal Sash . . . . .	134-138
Sash Locks, "Ives Patent" . . . . .	17-18
Sash Locks, Window Ventilating, "Ives Patent" . . . . .	20-22
Sash Pole Hangers . . . . .	87
Sash Pull Down Hooks . . . . .	88-90
Sash Pull Plates . . . . .	85-86
Sash Pull Plates, for Metal Sash . . . . .	146
Sash Sockets . . . . .	85
Screen Door Pulls . . . . .	95-96
Sash Weight Fasteners, "Ives" . . . . .	132
Shutter Knobs . . . . .	36
Stop Bead Adjusters . . . . .	25-27
Stop Bead Screws and Washers . . . . .	23-24
Stops, Door . . . . .	102-112
Strikes, Mortise, for Sash Locks . . . . .	9
Surface Bolts . . . . .	52-53
T	
Transom Catches . . . . .	78-82
Transom Catches, for Metal Sash . . . . .	143-145
Transom Chains . . . . .	83
Transom Eyes . . . . .	84
Turns, Cupboard . . . . .	126-129
V	
Ventilating Window Bolts . . . . .	22
Ventilating Window Locks, "Ives" . . . . .	20-22
W	
Washers, Stop Bead, and Screws . . . . .	23-24
Weight Fasteners, "Ives" . . . . .	132
Window Adjusters, Casement . . . . .	71-77
Window Bolts, Mortise . . . . .	115
Window Fasteners, Casement . . . . .	57-70
Window Fasteners, Cellar . . . . .	28
Window Locks, Car . . . . .	90
Window Sets, Cellar . . . . .	28
Window Stop Adjusters . . . . .	25-27
Window Ventilating Bolts . . . . .	22
Window Ventilating Locks, "Ives" . . . . .	20-22



## Description of Finishes and Key to Number System

The two terminal figures of the number denote the finish—the preceding figures the series.

As an illustration: No. 837, No. 937 and No. 1037 are different series of "Crescent Sash Fasteners," all Dull Brass Finish on Burnished Iron. No. 843, No. 943 and No. 1043 are corresponding series of "Crescent Sash Fasteners", Dull Brass Finish on Polished Iron. No. 851, No. 951 and No. 1051 are the same sizes of "Crescent Sash Fasteners" as above numbers, Dull Brass Finish on Polished Brass Metal.

### TERMINAL FIGURES DENOTING FINISHES

#### ORNAMENTAL IRON, BURNISHED

04 Bronzed (Brown Japan).	06 Antique Copper.
05 Coppered.	

#### ORNAMENTAL IRON, POLISHED

18 Black Background, Raised Surface, Bronze Plated.	21 Antique Copper.
19 Bronze Plated.	

#### PLAIN IRON, BURNISHED

01 Dull Bronze.	41½ Antique Brass, Sanded.
02 Dull Nickel.	46 Bower Barffed.
26 White Enamel.	60 Nickel Plated, Bright.
28 Statuary Bronze.	60½ Nickel Plated, Sanded.
28½ Statuary Bronze, Sanded.	63 Antique Brass, Medium Color, Not Shaded.
29 Black Japan	63½ Antique Brass, Sanded, Medium Color, Not Shaded.
31 Bronzed (Brown Japan).	66½ Electro-Plate, Dead Black, Sanded.
32 Coppered.	70 Electro-Galvanized.
36 Dead Black.	71 Sherardized.
37 Dull Brass.	
39 Antique Copper.	
39¼ Brass Plated.	
39½ Antique Copper, Sanded.	
39¾ Bronze Plated.	
41 Antique Brass.	

#### PLAIN IRON, POLISHED

11 Dull Bronze.	49 Antique Copper.
12 Dull Nickel.	49½ Antique Copper, Sanded.
33¼ Brass Plated.	58 Statuary Bronze.
33½ Bronze Plated.	58½ Statuary Bronze, Sanded.
40 Nickel Plated, Bright.	67½ Electro-Plate, Dead Black, Sanded.
40½ Nickel Plated, Sanded.	73 Antique Brass, Medium Color, Not Shaded.
43 Dull Brass.	73½ Antique Brass, Sanded, Medium Color, Not Shaded.
47 Antique Brass.	
47½ Antique Brass, Sanded.	
48 Bower Barffed.	

## DESCRIPTION OF FINISHES—Continued

### PLAIN BRONZE METAL, POLISHED

22	Dull Nickel.	54	Antique Silver.
34	Highly Finished, Natural Color.	54¼	Silver Plated, Highly Finished.
38	Statuary Bronze.	54¾	Dull Silver.
38½	Statuary Bronze, Sanded.	55	Gold Plated, Highly Finished.
42	Nickel Plated, Bright.	56	White Enamel.
42½	Nickel Plated, Sanded.	61	Dull Bronze.
50	Antique Copper.		
50½	Antique Copper, Sanded.		

### PLAIN BRASS METAL, POLISHED

35	Highly Finished, Natural Color.	83	Antique Brass, Medium Color, Not Shaded.
51	Dull Brass.	83½	Antique Brass, Sanded, Medium Color, Not Shaded.
51½	Dull Brass, Sanded.		
52	Antique Brass.		
52½	Antique Brass, Sanded.		
77½	Electro-Plate, Dead Black, Sanded.		

The following finishes are furnished on 0384 and 0584 series of Sash Fasteners, 57084 series of Coat and Hat Hooks, 58084 series of Ceiling Hooks ONLY:

### PLAIN BRONZE METAL, BURNISHED

62	Dull Nickel.	88½	Statuary Bronze, Sanded.
82	Nickel Plated, Bright.	90	Antique Copper.
84	Bright Bronze.	90½	Antique Copper, Sanded.
86½	Dead Black, Sanded.	97	Dull Bronze.
88	Statuary Bronze.		

### PLAIN BRASS METAL, BURNISHED

85	Bright Brass.	93	Antique Brass, Medium Color, Not Shaded.
91	Dull Brass.	93½	Antique Brass, Sanded, Medium Color, Not Shaded.
92	Antique Brass.		
92½	Antique Brass, Sanded.		

Prices for special finishes quoted on application.

**TO AVOID ERROR ORDER BY NUMBER.**

# The Crescent SASH FASTENER.

Trade-Mark Registered U. S. Patent Office.



Full size cut.

No.	CAST IRON, BURNISHED
0631	Bronzed . . . . .
0636	Dead Black . . . . .
0637	Dull Brass . . . . .
0639	Antique Copper . . . . .
0639 <sup>1</sup> / <sub>4</sub>	Brass Plated . . . . .
0639 <sup>3</sup> / <sub>4</sub>	Bronze Plated . . . . .
0641	Antique Brass . . . . .
0641 <sup>1</sup> / <sub>2</sub>	Antique Brass, Sanded . . . . .
0660	Nickel Plated . . . . .
0663 <sup>1</sup> / <sub>2</sub>	Antique Brass, Sanded, Medium Color, Not Shaded . . . . .

Packed with screws, one dozen in box, five gross in case.

Size of Case,  
26 x 17 x 10 inches.

Gross Weight,  
135 pounds.

Net Weight,  
121 pounds.

### SPECIAL NOTICE.

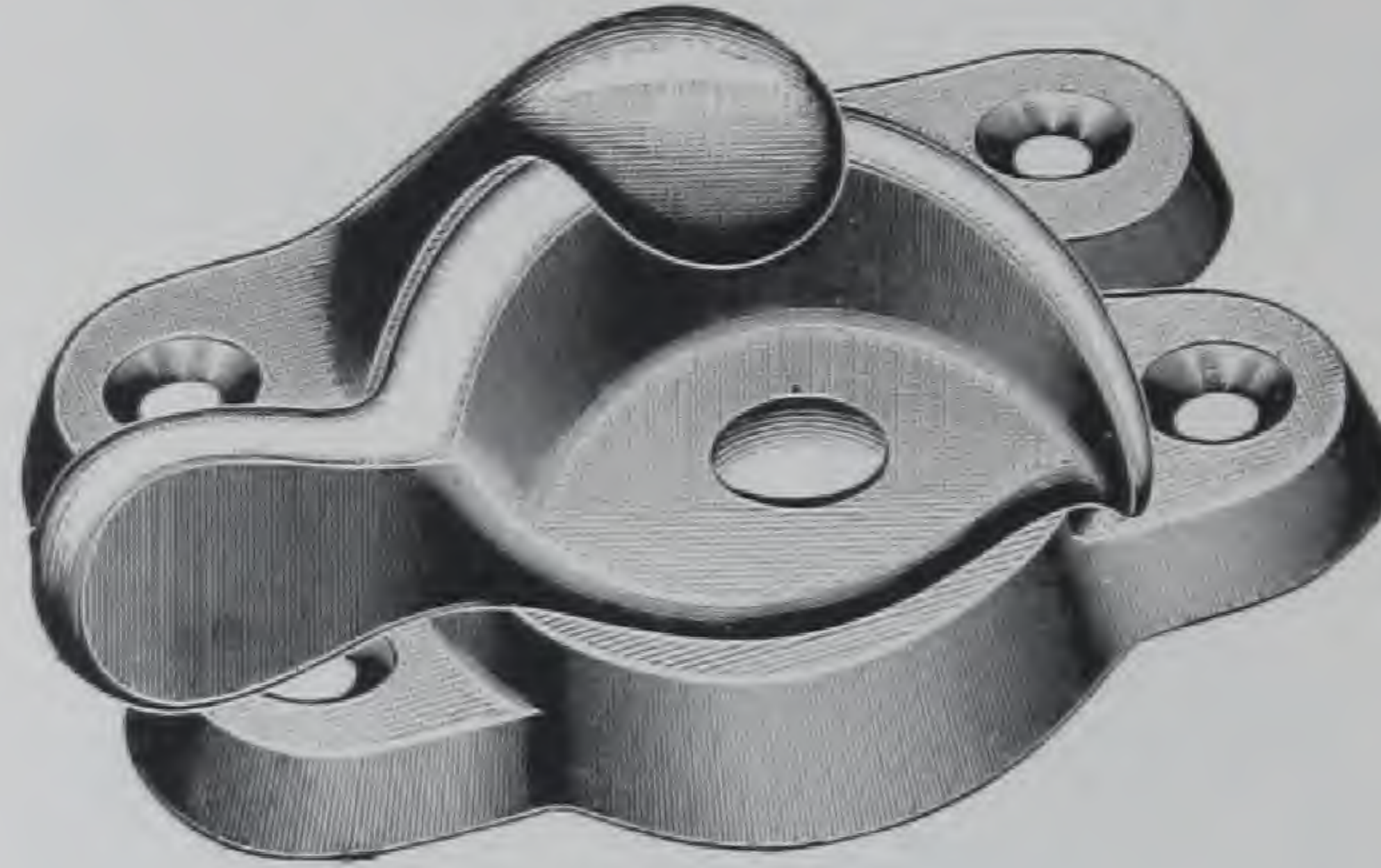
All Crescent Sash Fasteners, with the exception of the 0631 and 0731 Series, are packed regularly with our swell back strikes, adding materially to the appearance as well as to the strength, but can be furnished with Straight Back Strikes for thin sash when required.

The Crescent Sash Fastener is made in six sizes, meeting all requirements of the Trade.

The No. 931 and 1031 Series are especially adapted for heavy windows in Office and Public Buildings.



# THE CRESCENT SASH FASTENER



Full size cut.

No.	CAST IRON, BURNISHED
0731	Bronzed . . . . .
0736	Dead Black . . . . .
0737	Dull Brass . . . . .
0739	Antique Copper . . . . .
0739 <sup>1</sup> / <sub>4</sub>	Brass Plated . . . . .
0739 <sup>3</sup> / <sub>4</sub>	Bronze Plated . . . . .
0741	Antique Brass . . . . .
0741 <sup>1</sup> / <sub>2</sub>	Antique Brass, Sanded . . . . .
0746	Bower Barffed . . . . .
0760	Nickel Plated . . . . .
0763 <sup>1</sup> / <sub>2</sub>	Antique Brass, Sanded, Medium Color, Not Shaded . . . . .

No.	CAST BRONZE, POLISHED
0734	Highly Finished . . . . .
0738	Statuary Bronze . . . . .
0742	Nickel Plated . . . . .
0750	Antique Copper . . . . .

No.	CAST BRASS, POLISHED
0735	Highly Finished . . . . .
0751	Dull Brass . . . . .
0752	Antique Brass . . . . .
0752 <sup>1</sup> / <sub>2</sub>	Antique Brass, Sanded . . . . .
0783 <sup>1</sup> / <sub>2</sub>	Antique Brass, Sanded, Medium Color, Not Shaded . . . . .

Packed with screws, one dozen in box, one gross in case.

Size of Case,  
13 x 10 x 7 inches.

Gross Weight,  
28 pounds.

Net Weight,  
23 pounds.



# MORTISE STRIKE PLATE

FOR CRESCENT SASH FASTENERS



Made in all finishes on Iron, Brass and Bronze, and can be furnished for any size Crescent Sash Fastener when so ordered.

For use on double hung or casement windows, where our regular strike cannot be used.

Furnished in place of the regular strike IN ANY FINISH, without extra charge.

# THE CRESCENT SASH FASTENER



Full size cut.

No.		CAST IRON, BURNISHED
804	Bronzed	.....
805	Coppered	.....
806	Antique Copper	.....

Packed with screws, one dozen in box, one gross in case.

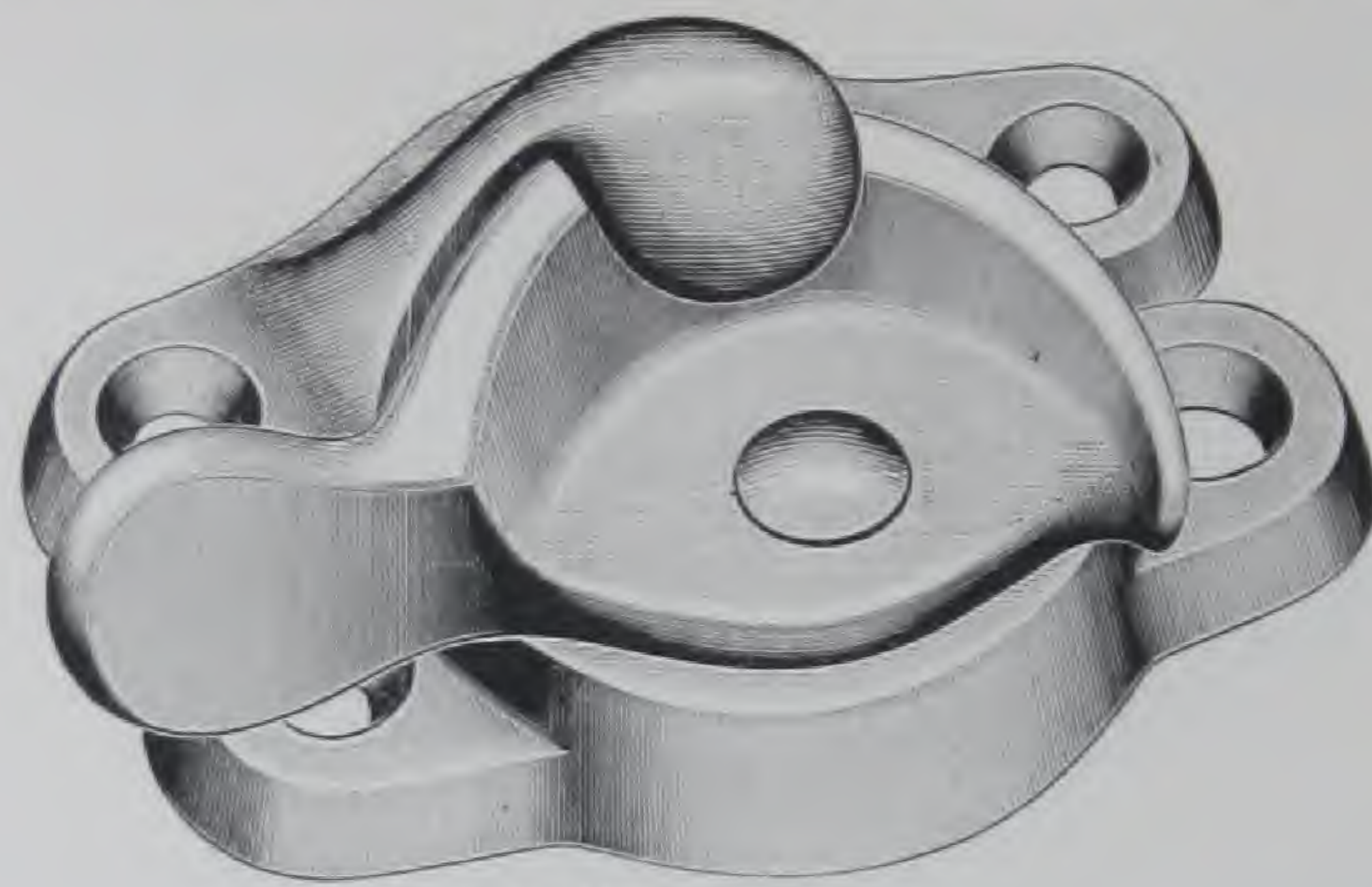
Size of Case,  
13 x 13 x 8 inches.

Gross Weight,  
36 pounds.

Net Weight,  
32 pounds.



# THE CRESCENT SASH FASTENER



Full size cut.

<p>No. 831 836 837 839 839<sup>1</sup>/<sub>4</sub> 839<sup>3</sup>/<sub>4</sub> 841 841<sup>1</sup>/<sub>2</sub> 846 860 863<sup>1</sup>/<sub>2</sub> 870</p>	<p>Bronzed Dead Black Dull Brass Antique Copper Brass Plated Bronze Plated Antique Brass Antique Brass, Sanded Bower Barffed Nickel Plated Antique Brass, Sanded, Medium Color, Not Shaded Electro Galvanized</p>	<p><b>CAST IRON, BURNISHED</b></p>	<p>..... ..... ..... ..... ..... ..... ..... ..... ..... ..... ..... ..... .....</p>
--	---	------------------------------------	--

<p>833<sup>1</sup>/<sub>4</sub> 833<sup>1</sup>/<sub>2</sub> 840 843 847 847<sup>1</sup>/<sub>2</sub> 848 849 873<sup>1</sup>/<sub>2</sub></p>	<p>Brass Plated Bronze Plated Nickel Plated Dull Brass Antique Brass Antique Brass, Sanded Bower Barffed Antique Copper Antique Brass, Sanded, Medium Color, Not Shaded</p>	<p><b>CAST IRON, POLISHED</b></p>	<p>..... ..... ..... ..... ..... ..... ..... ..... .....</p>
--	---	-----------------------------------	--

<p>834 838 842 850</p>	<p>Highly Finished Statuary Bronze Nickel Plated Antique Copper</p>	<p><b>CAST BRONZE, POLISHED</b></p>	<p>..... ..... ..... .....</p>
------------------------------------	---	-------------------------------------	--

<p>835 851 852 852<sup>1</sup>/<sub>2</sub> 883<sup>1</sup>/<sub>2</sub></p>	<p>Highly Finished Dull Brass Antique Brass Antique Brass, Sanded Antique Brass, Sanded, Medium Color, Not Shaded</p>	<p><b>CAST BRASS, POLISHED</b></p>	<p>..... ..... ..... ..... .....</p>
--	---	------------------------------------	--

Packed with screws, one dozen in box, one gross in case.

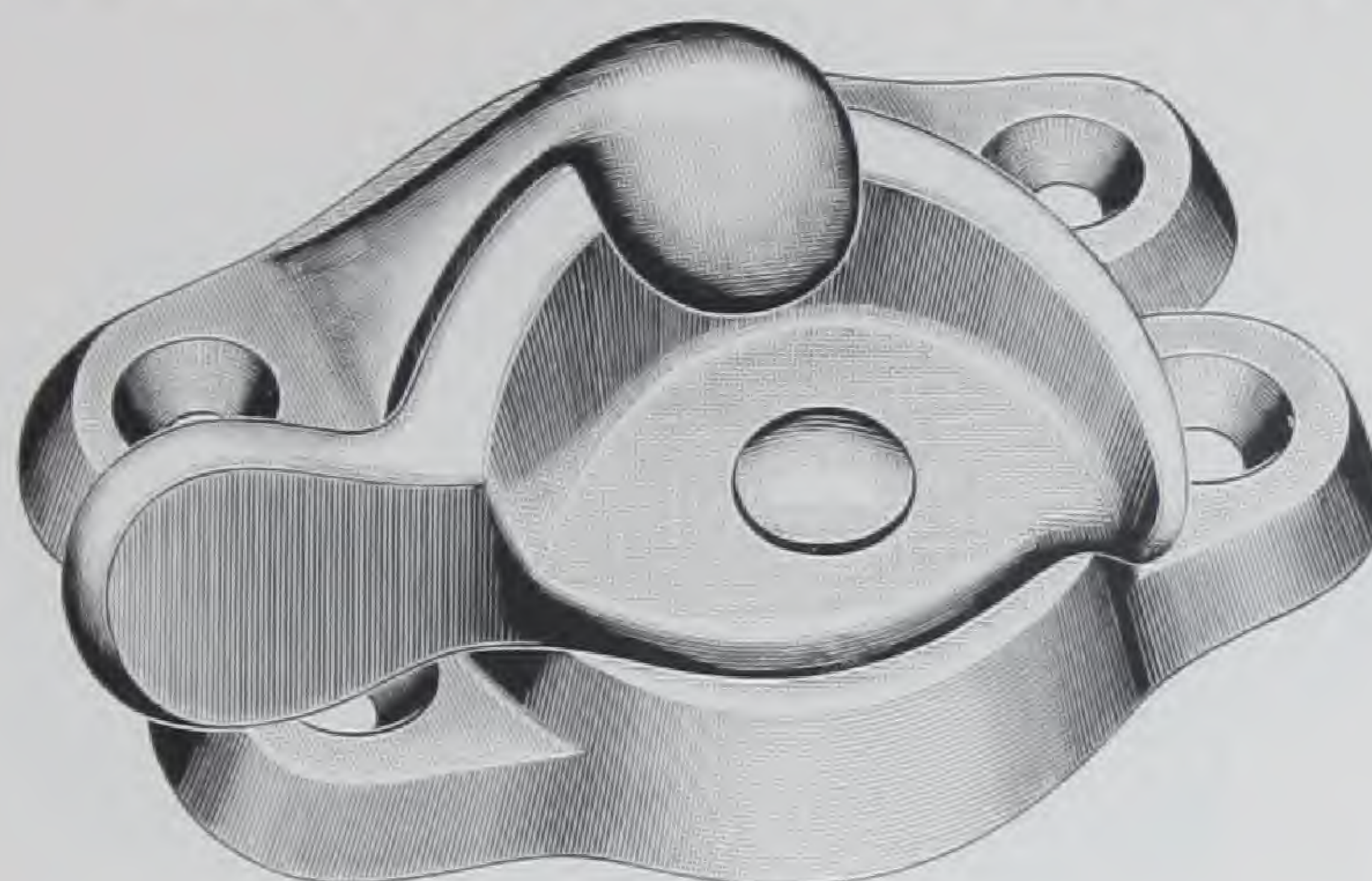
Size of Case,  
13 x 13 x 8 inches.

Gross Weight,  
36 pounds.

Net Weight,  
32 pounds.



# THE CRESCENT SASH FASTENER



Full size cut.

No.		CAST IRON, BURNISHED
0931	Bronzed	
0936	Dead Black	
0937	Dull Brass	
0939	Antique Copper	
0939 <sup>1</sup> / <sub>4</sub>	Brass Plated	
0939 <sup>3</sup> / <sub>4</sub>	Bronze Plated	
0941	Antique Brass	
0941 <sup>1</sup> / <sub>2</sub>	Antique Brass, Sanded	
0946	Bower Barffed	
0963 <sup>1</sup> / <sub>2</sub>	Antique Brass, Sanded, Medium Color, Not Shaded	

		CAST IRON, POLISHED
0933 <sup>1</sup> / <sub>4</sub>	Brass Plated	
0933 <sup>1</sup> / <sub>2</sub>	Bronze Plated	
0940	Nickel Plated	
0943	Dull Brass	
0947	Antique Brass	
0947 <sup>1</sup> / <sub>2</sub>	Antique Brass, Sanded	
0948	Bower Barffed	
0949	Antique Copper	
0973 <sup>1</sup> / <sub>2</sub>	Antique Brass, Sanded, Medium Color, Not Shaded	

		CAST BRONZE, POLISHED
0934	Highly Finished	
0938	Statuary Bronze	
0942	Nickel Plated	
0950	Antique Copper	

		CAST BRASS, POLISHED
0935	Highly Finished	
0951	Dull Brass	
0952	Antique Brass	
0952 <sup>1</sup> / <sub>2</sub>	Antique Brass, Sanded	
0983 <sup>1</sup> / <sub>2</sub>	Antique Brass, Sanded, Medium Color, Not Shaded	

Packed with screws, one dozen in box, one gross in case.

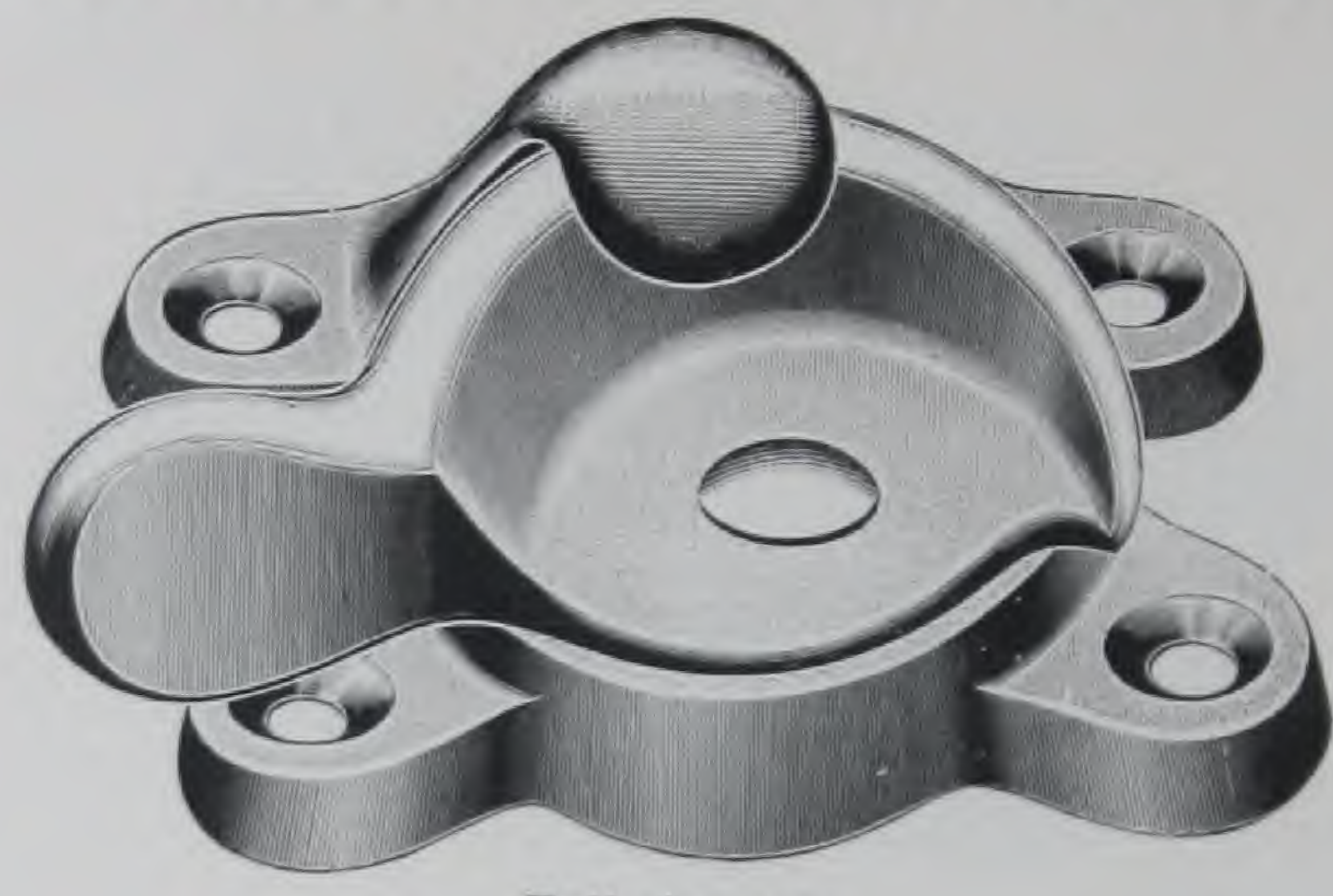
Size of Case,  
13 x 13 x 8 inches.

Gross Weight,  
47 pounds.

Net Weight,  
41 pounds.



# THE CRESCENT SASH FASTENER



Full size cut.

No.	CAST IRON, BURNISHED
9731	Bronzed
9736	Dead Black
9737	Dull Brass
9739	Antique Copper
9739 <sup>1</sup> / <sub>4</sub>	Brass Plated
9739 <sup>3</sup> / <sub>4</sub>	Bronze Plated
9741	Antique Brass
9741 <sup>1</sup> / <sub>2</sub>	Antique Brass, Sanded
9746	Bower Barffed
9763 <sup>1</sup> / <sub>2</sub>	Antique Brass, Sanded, Medium Color, Not Shaded

No.	CAST IRON, POLISHED
9733 <sup>1</sup> / <sub>4</sub>	Brass Plated
9733 <sup>1</sup> / <sub>2</sub>	Bronze Plated
9740	Nickel Plated
9743	Dull Brass
9747	Antique Brass
9747 <sup>1</sup> / <sub>2</sub>	Antique Brass, Sanded
9748	Bower Barffed
9749	Antique Copper
9773 <sup>1</sup> / <sub>2</sub>	Antique Brass, Sanded, Medium Color, Not Shaded

No.	CAST BRONZE, POLISHED
9734	Highly Finished
9738	Statuary Bronze
9742	Nickel Plated
9750	Antique Copper

No.	CAST BRASS, POLISHED
9735	Highly Finished
9751	Dull Brass
9752	Antique Brass
9752 <sup>1</sup> / <sub>2</sub>	Antique Brass, Sanded
9783 <sup>1</sup> / <sub>2</sub>	Antique Brass, Sanded, Medium Color, Not Shaded

Packed with screws, one dozen in box, one gross in case.

Size of Case,  
13<sup>1</sup>/<sub>2</sub> x 13<sup>1</sup>/<sub>2</sub> x 9 inches.

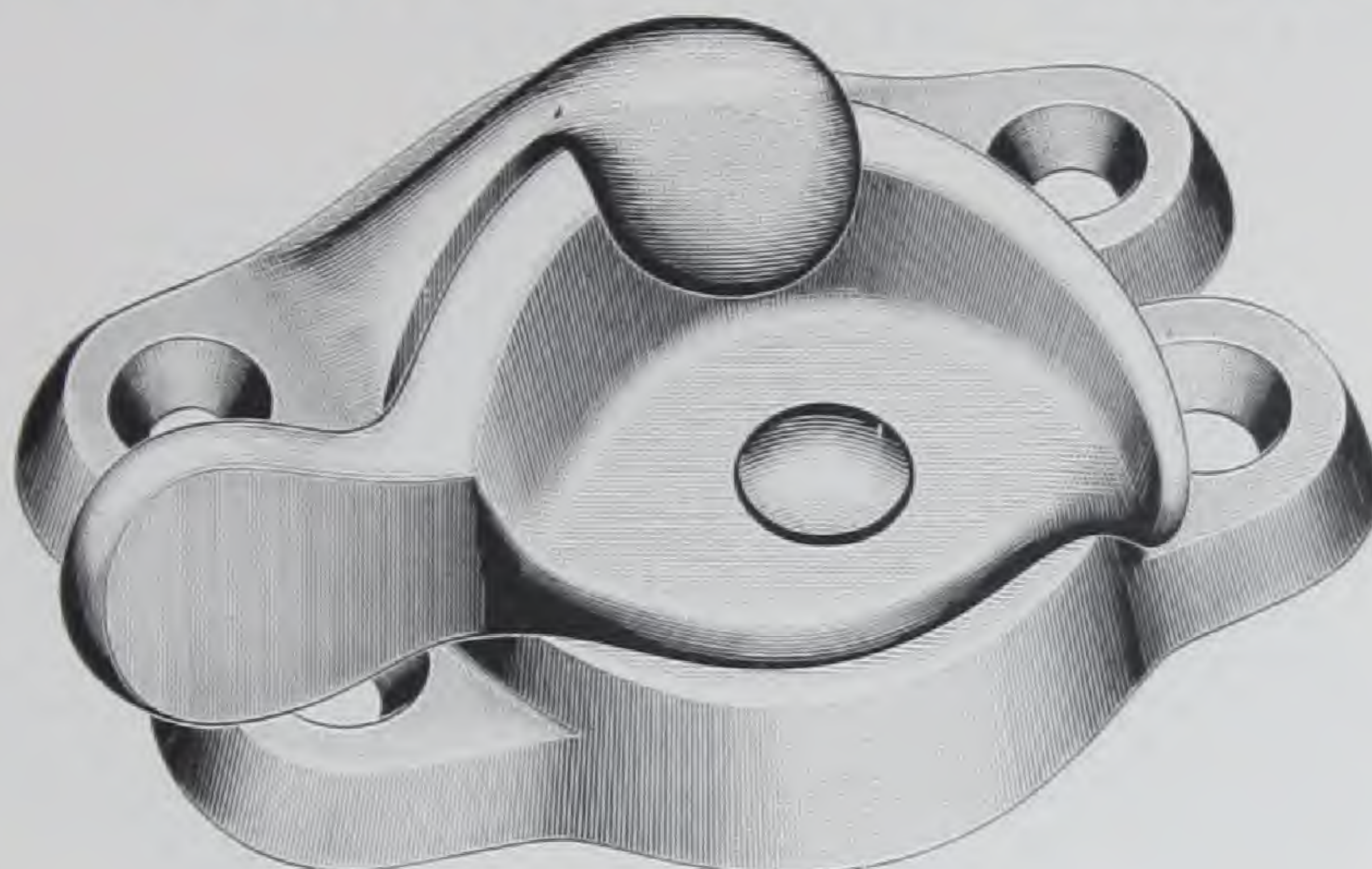
Gross Weight,  
50 pounds.

Net Weight,  
44 pounds.





# THE CRESCENT SASH FASTENER



Full size cut.

No.		CAST IRON, BURNISHED
931	Bronzed	
936	Dead Black	
937	Dull Brass	
939	Antique Copper	
939 <sup>1</sup> / <sub>4</sub>	Brass Plated	
939 <sup>3</sup> / <sub>4</sub>	Bronze Plated	
941	Antique Brass	
941 <sup>1</sup> / <sub>2</sub>	Antique Brass, Sanded	
946	Bower Barffed	
963 <sup>1</sup> / <sub>2</sub>	Antique Brass, Sanded, Medium Color, Not Shaded	

		CAST IRON, POLISHED
933 <sup>1</sup> / <sub>4</sub>	Brass Plated	
933 <sup>1</sup> / <sub>2</sub>	Bronze Plated	
940	Nickel Plated	
943	Dull Brass	
947	Antique Brass	
947 <sup>1</sup> / <sub>2</sub>	Antique Brass, Sanded	
948	Bower Barffed	
949	Antique Copper	
973 <sup>1</sup> / <sub>2</sub>	Antique Brass, Sanded, Medium Color, Not Shaded	

		CAST BRONZE, POLISHED
934	Highly Finished	
938	Statuary Bronze	
942	Nickel Plated	
950	Antique Copper	

		CAST BRASS, POLISHED
935	Highly Finished	
951	Dull Brass	
952	Antique Brass	
952 <sup>1</sup> / <sub>2</sub>	Antique Brass, Sanded	
983 <sup>1</sup> / <sub>2</sub>	Antique Brass, Sanded, Medium Color, Not Shaded	

Packed with screws, one dozen in box, one gross in case.

Size of Case,  
13<sup>1</sup>/<sub>2</sub> x 13<sup>1</sup>/<sub>2</sub> x 9 inches.

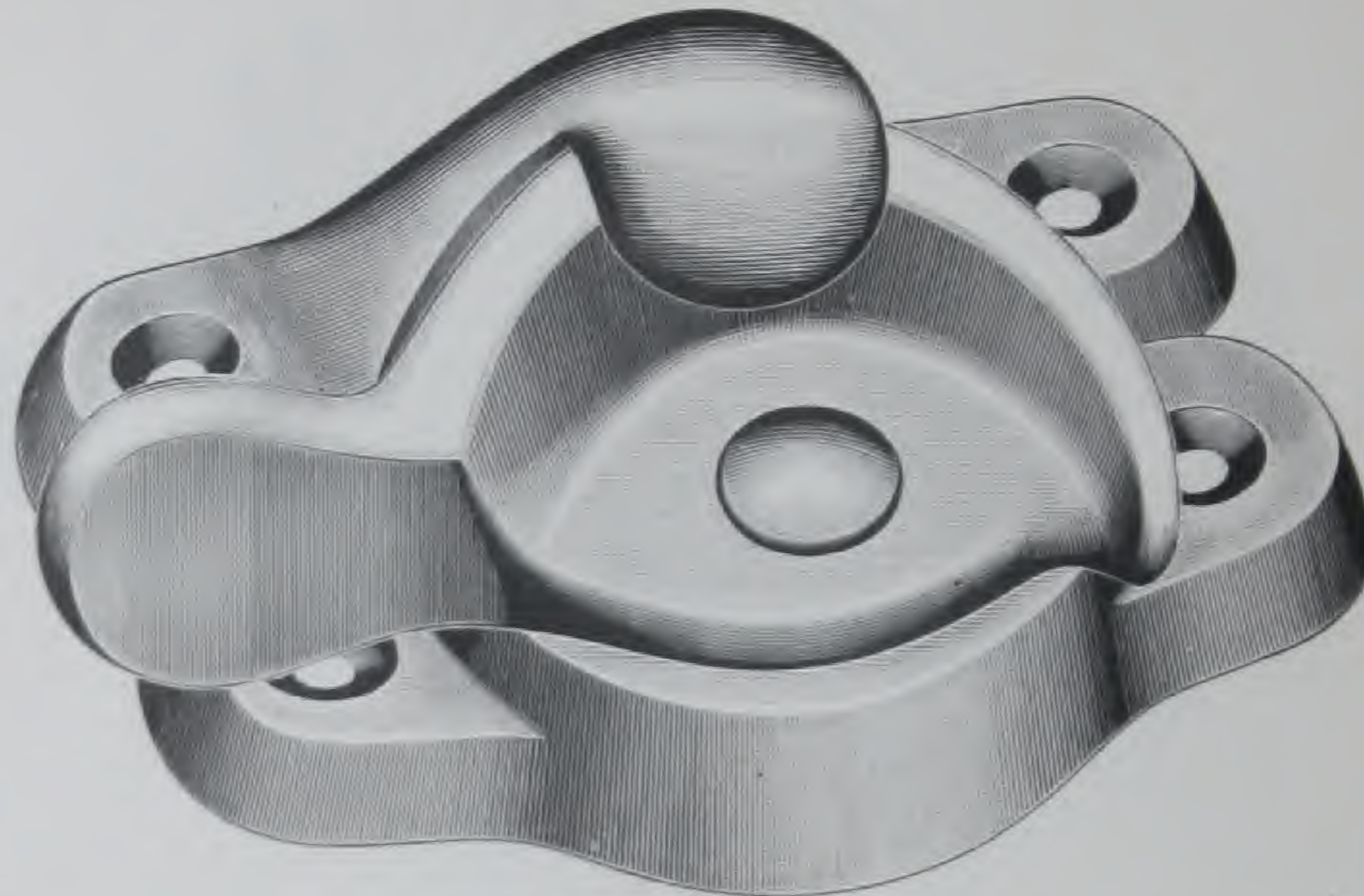
Gross Weight,  
55 pounds.

Net Weight,  
49 pounds.



# THE CRESCENT SASH FASTENER

## EXTRA HEAVY



Full size cut.

No.		CAST IRON, BURNISHED
1031	Bronzed	
1036	Dead Black	
1037	Dull Brass	
1039	Antique Copper	
1039 <sup>3</sup> / <sub>4</sub>	Brass Plated	
1039 <sup>3</sup> / <sub>4</sub>	Bronze Plated	
1041	Antique Brass	
1041 <sup>1</sup> / <sub>2</sub>	Antique Brass, Sanded	
1046	Bower Barffed	
1063 <sup>1</sup> / <sub>2</sub>	Antique Brass, Sanded, Medium Color, Not Shaded	
		CAST IRON, POLISHED
1033 <sup>1</sup> / <sub>4</sub>	Brass Plated	
1033 <sup>1</sup> / <sub>2</sub>	Bronze Plated	
1040	Nickel Plated	
1043	Dull Brass	
1047	Antique Brass	
1047 <sup>1</sup> / <sub>2</sub>	Antique Brass, Sanded	
1048	Bower Barffed	
1049	Antique Copper	
1073 <sup>1</sup> / <sub>2</sub>	Antique Brass, Sanded, Medium Color, Not Shaded	
		CAST BRONZE, POLISHED
1034	Highly Finished	
1038	Statuary Bronze	
1042	Nickel Plated	
1050	Antique Copper	
		CAST BRASS, POLISHED
1035	Highly Finished	
1051	Dull Brass	
1052	Antique Brass	
1052 <sup>1</sup> / <sub>2</sub>	Antique Brass, Sanded	
1083 <sup>1</sup> / <sub>2</sub>	Antique Brass, Sanded, Medium Color, Not Shaded	

Packed with screws, one dozen in box, one gross in case.

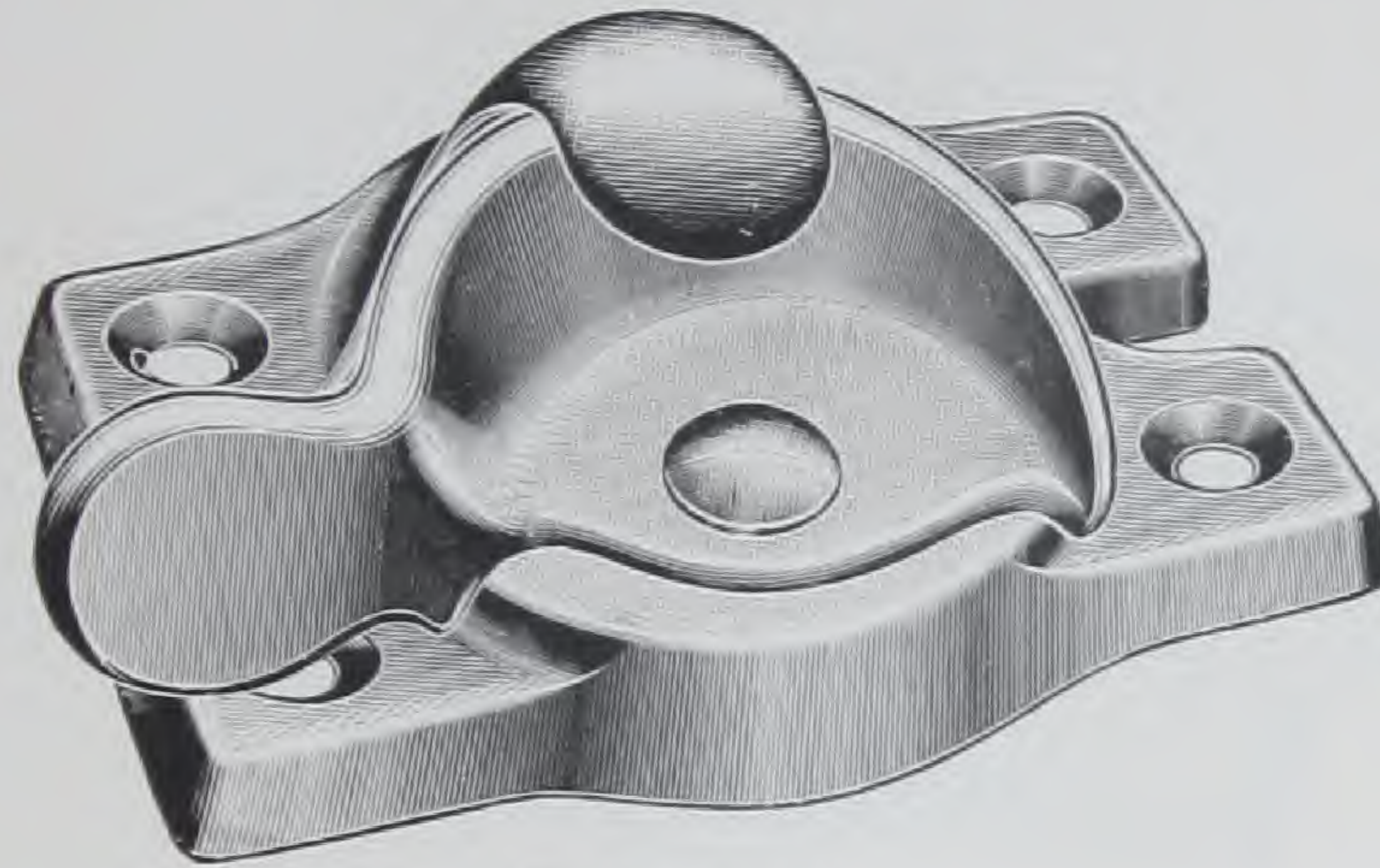
Size of Case,  
17 x 16 x 11<sup>1</sup>/<sub>2</sub> inches.

Gross Weight,  
104 pounds.

Net Weight  
84 pounds.



# THE CRESCENT SASH FASTENER



Full size cut.

## CAST BRONZE BURNISHED

No.		
0584	Bright Bronze . . . . .	
0582	Nickel Plated . . . . .	
0586½	Dead Black, Sanded . . . . .	
0588	Statuary Bronze . . . . .	
0588½	Statuary Bronze, Sanded . . . . .	
0590	Antique Copper . . . . .	
0597	Dull Bronze . . . . .	

## CAST BRASS BURNISHED

0585	Bright Brass . . . . .	
0591	Dull Brass . . . . .	
0592	Antique Brass . . . . .	
0592½	Antique Brass, Sanded . . . . .	
0593	Antique Brass, Medium Color, Not Shaded . . . . .	
0593½	Antique Brass, Sanded, Medium Color, Not Shaded . . . . .	

---

Packed with screws, one dozen in box, one gross in case.

---


Size of Case,  
13 x 13 x 8 inches.

Gross Weight,  
37 pounds.

Net Weight,  
33 pounds.

**IVES**

## THE CRESCENT SASH FASTENER



Full size cut.

### CAST BRONZE BURNISHED

No.	
0384	Bright Bronze . . . . .
0382	Nickel Plated . . . . .
0386 $\frac{1}{2}$	Dead Black, Sanded . . . . .
0388	Statuary Bronze . . . . .
0388 $\frac{1}{2}$	Statuary Bronze, Sanded . . . . .
0390	Antique Copper . . . . .
0397	Dull Bronze . . . . .

### CAST BRASS BURNISHED

0385	Bright Brass . . . . .
0391	Dull Brass . . . . .
0392	Antique Brass . . . . .
0392 $\frac{1}{2}$	Antique Brass, Sanded . . . . .
0393	Antique Brass, Medium Color, Not Shaded . . . . .
0393 $\frac{1}{2}$	Antique Brass, Sanded, Medium Color, Not Shaded . . . . .

---

Packed with screws, one dozen in box, one gross in case.

---


Size of Case,  
13 $\frac{1}{2}$  x 13 $\frac{1}{2}$  x 9 inches.

Gross Weight,  
55 pounds.

Net Weight,  
45 pounds.



## IVES PATENT SASH LOCKS



Full size cut.


No.		<b>CAST IRON, BURNISHED</b>	
404	Bronzed		
406	Antique Copper		

Packed with screws, one dozen in box, one gross in case.

Size of Case,  
14 x 10 x 7½ inches.

Gross Weight,  
38 pounds.

Net Weight,  
33 pounds.



Full size cut.

No.		<b>CAST IRON, BURNISHED</b>	
431	Bronzed		
437	Dull Brass		
439	Antique Copper		

		<b>CAST IRON, POLISHED</b>	
433½	Bronze Plated		
440	Nickel Plated		
449	Antique Copper		

		<b>CAST BRONZE, POLISHED</b>	
434	Highly Finished		
442	Nickel Plated		

		<b>CAST BRASS, POLISHED</b>	
435	Highly Finished		
451	Dull Brass		

Packed with screws, one dozen in box, one gross in case.


Size of Case,  
14 x 11 x 9 inches.

Gross Weight,  
42 pounds.

Net Weight,  
36 pounds.



## IVES PATENT SASH LOCKS



Full size cut.

No.	CAST IRON, BURNISHED
531	Bronzed . . . . .
533	Bronzed, with Bronze Metal Knob . . . . .
537	Dull Brass . . . . .
539	Antique Copper . . . . .
546	Bower Barffed . . . . .

	CAST IRON, POLISHED
533 <sup>1</sup> / <sub>4</sub>	Brass Plated . . . . .
533 <sup>1</sup> / <sub>2</sub>	Bronze Plated . . . . .
540	Nickel Plated . . . . .
548	Bower Barffed . . . . .
549	Antique Copper . . . . .

	CAST BRONZE, POLISHED
534	Highly Finished . . . . .
538	Statuary Bronze . . . . .
542	Nickel Plated . . . . .
550	Antique Copper . . . . .

	CAST BRASS, POLISHED
535	Highly Finished . . . . .
551	Dull Brass . . . . .
552	Antique Brass . . . . .
552 <sup>1</sup> / <sub>2</sub>	Antique Brass, Sanded . . . . .

Packed with screws, one dozen in box, one gross in case.


Size of Case,  
17 x 13 x 11 inches.

Gross Weight,  
70 pounds.

Net Weight,  
63 pounds.



## SIDE SASH FASTS OR ANTI-RATTLERS



Full size cut.

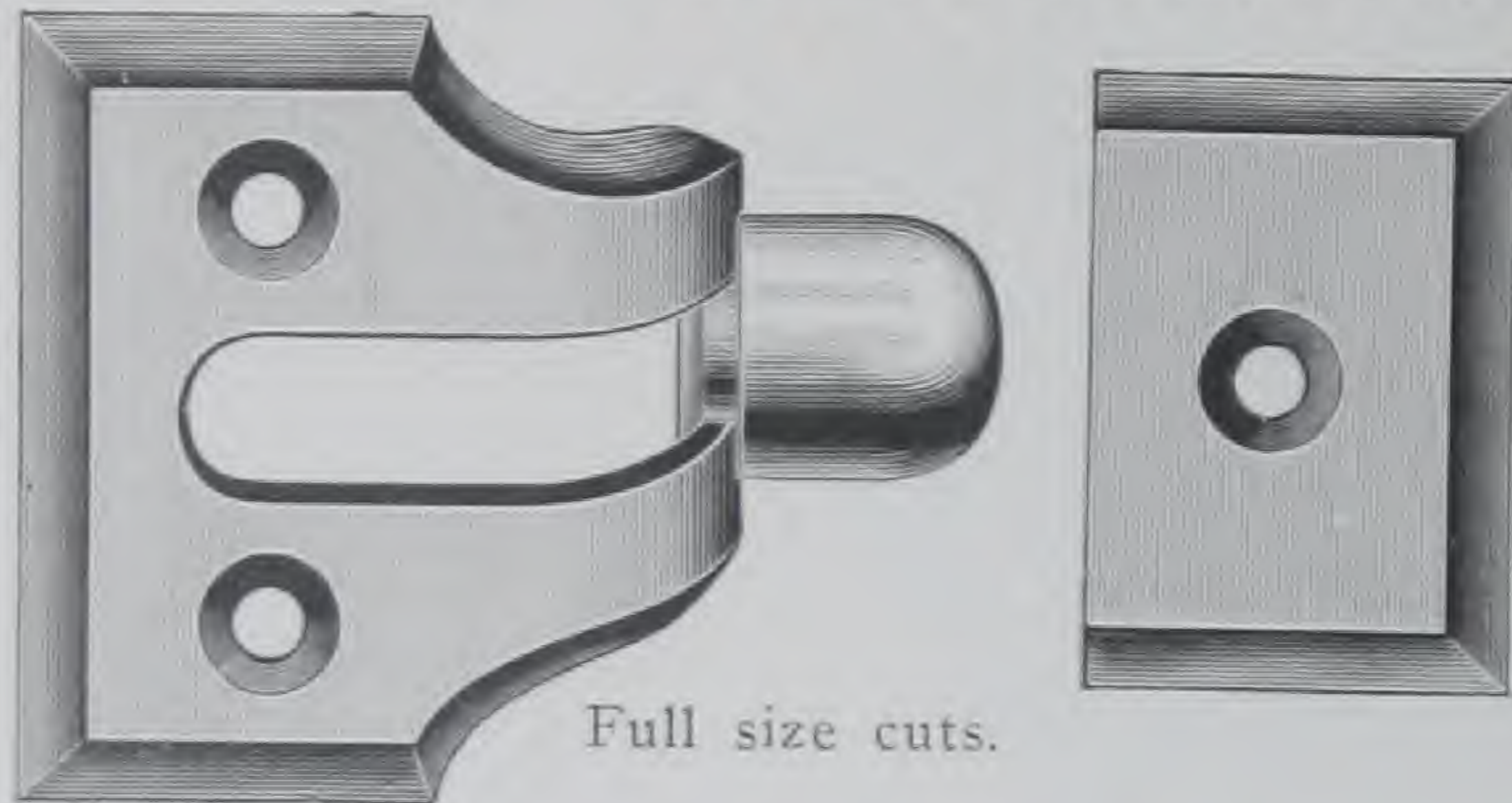
No.	<b>MALLEABLE IRON, BURNISHED</b>
9031	Bronzed . . . . .
9036	Dead Black . . . . .
9037	Dull Brass . . . . .
9039	Antique Copper . . . . .
9039 <sup>1</sup> / <sub>4</sub>	Brass Plated . . . . .
9039 <sup>3</sup> / <sub>4</sub>	Bronze Plated . . . . .
9041	Antique Brass . . . . .
9041 <sup>1</sup> / <sub>2</sub>	Antique Brass, Sanded . . . . .
9046	Bower Barffed . . . . .
9060	Nickel Plated . . . . .
9063 <sup>1</sup> / <sub>2</sub>	Antique Brass, Sanded, Medium Color, Not Shaded . . . . .
	<b>MALLEABLE IRON, POLISHED</b>
9033 <sup>1</sup> / <sub>4</sub>	Brass Plated . . . . .
9033 <sup>1</sup> / <sub>2</sub>	Bronze Plated . . . . .
9040	Nickel Plated . . . . .
9043	Dull Brass . . . . .
9047	Antique Brass . . . . .
9047 <sup>1</sup> / <sub>2</sub>	Antique Brass, Sanded . . . . .
9048	Bower Barffed . . . . .
9049	Antique Copper . . . . .
9073 <sup>1</sup> / <sub>2</sub>	Antique Brass, Sanded, Medium Color, Not Shaded . . . . .
	<b>CAST BRONZE, POLISHED</b>
9034	Highly Finished . . . . .
9038	Statuary Bronze . . . . .
9042	Nickel Plated . . . . .
9050	Antique Copper . . . . .
	<b>CAST BRASS, POLISHED</b>
9035	Highly Finished . . . . .
9051	Dull Brass . . . . .
9052	Antique Brass . . . . .
9052 <sup>1</sup> / <sub>2</sub>	Antique Brass, Sanded . . . . .
9083 <sup>1</sup> / <sub>2</sub>	Antique Brass, Sanded, Medium Color, Not Shaded . . . . .

Packed with screws, one dozen in box.



# IVES PATENT WINDOW VENTILATING LOCK

FURNISHES ADDITIONAL SECURITY  
SIMPLE, STRONG, SAFE, QUICKLY OPERATED



Ives Patent Window Ventilating Lock, made in Wrought Steel, Bronze and Brass, also Cast Iron, Cast Bronze and Brass (see opposite page). Furnished in all finishes with Bronze or Brass Metal Knob. Provides protection when windows are opened for ventilation.

*(AS APPLIED TO WINDOW,  
SEE PAGE 22).*

PATENTED

WITH BRONZE OR BRASS KNOB, FINISHED TO MATCH.

No.	FINISH	WROUGHT STEEL, BURNISHED
033 S	Bronzed	.....
036 S	Dead Black	.....
037 S	Dull Brass	.....
039 S	Antique Copper	.....
039 1/4 S	Brass Plated	.....
039 3/4 S	Bronze Plated	.....
041 S	Antique Brass	.....
041 1/2 S	Antique Brass, Sanded	.....
046 S	Bower Barffed	.....
060 S	Nickel Plated	.....
063 1/2 S	Antique Brass, Sanded, Medium Color, Not Shaded	.....
		WROUGHT STEEL, POLISHED
033 1/4 S	Brass Plated	.....
033 1/2 S	Bronze Plated	.....
040 S	Nickel Plated	.....
043 S	Dull Brass	.....
047 S	Antique Brass	.....
047 1/2 S	Antique Brass, Sanded	.....
048 S	Bower Barffed	.....
049 S	Antique Copper	.....
073 1/2 S	Antique Brass, Sanded, Medium Color, Not Shaded	.....
		WROUGHT BRONZE, POLISHED
034 S	Highly Finished	.....
038 S	Statuary Bronze	.....
042 S	Nickel Plated	.....
050 S	Antique Copper	.....
		WROUGHT BRASS, POLISHED
035 S	Highly Finished	.....
051 S	Dull Brass	.....
052 S	Antique Brass	.....
052 1/2 S	Antique Brass, Sanded	.....
083 1/2 S	Antique Brass, Sanded, Medium Color, Not Shaded	.....

Packed with screws, one dozen in box, one gross in case.

Size of Case,  
13 1/2 x 10 1/4 x 7 inches.

Gross Weight,  
19 pounds.


Net Weight,  
15 pounds.





# IVES PATENT WINDOW VENTILATING LOCK

FURNISHES ADDITIONAL SECURITY  
SIMPLE, STRONG, SAFE, QUICKLY OPERATED.



Full size cuts.

The latest and best device. A safeguard for ventilating rooms, allowing windows to be left open at the top, the bottom, or both top and bottom, with entire security against intrusion; just the thing for apartment houses, sleeping rooms, etc. Easily applied to either side of upper sash.

(AS APPLIED TO WINDOW, SEE PAGE 22).

PATENTED

WITH BRONZE OR BRASS KNOB, FINISHED TO MATCH.

No.		CAST IRON, BURNISHED
033	Bronzed	
036	Dead Black	
037	Dull Brass	
039	Antique Copper	
039¼	Brass Plated	
039¾	Bronze Plated	
041	Antique Brass	
041½	Antique Brass, Sanded	
046	Bower Barffed	
060	Nickel Plated	
063½	Antique Brass, Sanded, Medium Color, Not Shaded	
		CAST IRON, POLISHED
033¼	Brass Plated	
033½	Bronze Plated	
040	Nickel Plated	
043	Dull Brass	
047	Antique Brass	
047½	Antique Brass, Sanded	
048	Bower Barffed	
049	Antique Copper	
073½	Antique Brass, Sanded, Medium Color, Not Shaded	
		CAST BRONZE, POLISHED
034	Highly Finished	
038	Statuary Bronze	
042	Nickel Plated	
050	Antique Copper	
		CAST BRASS, POLISHED
035	Highly Finished	
051	Dull Brass	
052	Antique Brass	
052½	Antique Brass, Sanded	
083½	Antique Brass, Sanded, Medium Color, Not Shaded	

Packed with screws, one dozen in box, one gross in case.

Size of Case,  
13½ x 10¼ x 7 inches.

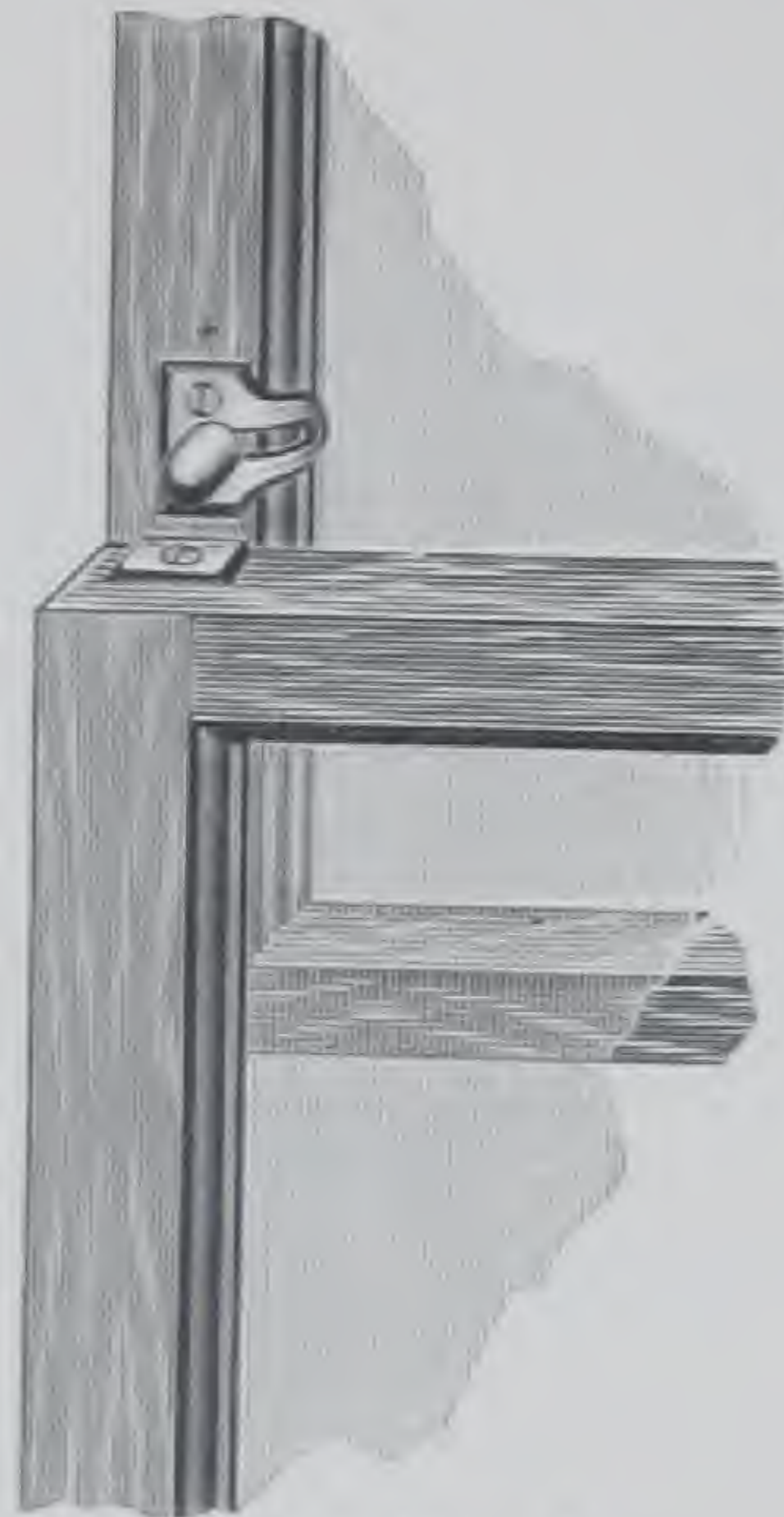
Gross Weight,  
25 pounds.

Net Weight,  
21 pounds.

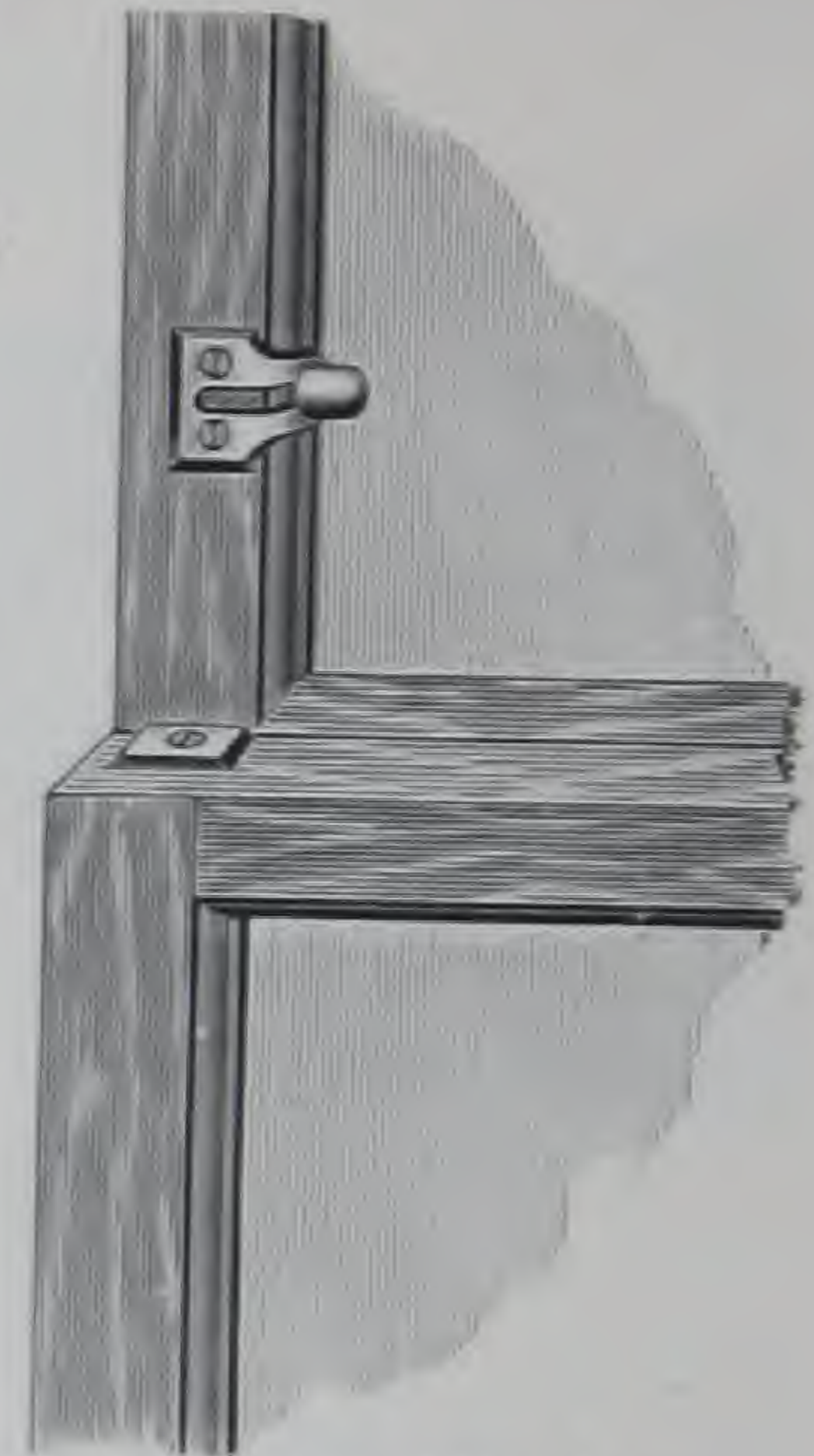


## IVES PATENT WINDOW VENTILATING LOCK

AS APPLIED TO WINDOWS.  
NO CUTTING OR MORTISING REQUIRED.



Showing Window  
Open.




Showing Window  
Closed.

To Apply.


Screw on either side of upper sash eight  
inches above meeting rails.

A PERMANENT FIXTURE AFFORDING  
ADDITIONAL PROTECTION  
TO THE WINDOW.

## WINDOW VENTILATING BOLTS



Three strikes with each bolt.



Full size cuts.

<p>No. 8331 8333<sup>1</sup>/<sub>4</sub> 8333<sup>1</sup>/<sub>2</sub> 8340 8343 8348 8349 8334 8335 8342 8350 8351 8352<sup>1</sup>/<sub>2</sub> 8383<sup>1</sup>/<sub>2</sub></p>	<p>Cast Iron, Bronzed Cast Iron, Polished, Brass Plated Cast Iron, Polished, Bronze Plated Cast Iron, Polished, Nickel Plated Cast Iron, Polished, Dull Brass Cast Iron, Polished, Bower Barffed, with Brass Knob Cast Iron, Polished, Antique Copper Cast Bronze, Polished, Highly Finished Cast Brass, Polished, Highly Finished Cast Bronze, Polished, Nickel Plated Cast Bronze, Polished, Antique Copper Cast Brass, Polished, Dull Brass Cast Brass, Polished, Antique Brass, Sanded Cast Brass, Antique Brass, Sanded, Medium Color, Not Shaded</p>
--	--

Packed with screws, two dozen in box.



# STOP BEAD SCREWS AND WASHERS

Washers  $\frac{7}{8}$  in. diameter by  $\frac{1}{8}$  in. thick.  
Screws  $1\frac{1}{4}$  in. No. 8 Flat Head.



Full size cut.

No.	WROUGHT STEEL, POLISHED	
SW 31	Bronzed	
SW 31 $\frac{1}{2}$	Blued	
SW 33 $\frac{1}{4}$	Brass Plated	
SW 33 $\frac{1}{2}$	Bronze Plated	
SW 40	Nickel Plated	
SW 43	Dull Brass	
SW 47	Antique Brass	
SW 47 $\frac{1}{2}$	Antique Brass, Sanded	
SW 48	Bower Barffed	
SW 49	Antique Copper	
SW 73 $\frac{1}{2}$	Antique Brass, Sanded, Medium Color, Not Shaded	

WROUGHT BRONZE, POLISHED	
SW 34	Highly Finished
SW 38	Statuary Bronze
SW 42	Nickel Plated
SW 50	Antique Copper

WROUGHT BRASS, POLISHED	
SW 35	Highly Finished
SW 51	Dull Brass
SW 52	Antique Brass
SW 52 $\frac{1}{2}$	Antique Brass, Sanded
SW 83 $\frac{1}{2}$	Antique Brass, Sanded, Medium Color, Not Shaded

Washers  $\frac{11}{8}$  in. diameter by  $\frac{1}{8}$  in. thick.  
Screws  $1\frac{1}{4}$  in. No. 8 Flat Head.



Full size cut.

No.	WROUGHT STEEL, POLISHED	
CW 31	Bronzed	
CW 31 $\frac{1}{2}$	Blued	
CW 33 $\frac{1}{4}$	Brass Plated	
CW 33 $\frac{1}{2}$	Bronze Plated	
CW 40	Nickel Plated	
CW 43	Dull Brass	
CW 47	Antique Brass	
CW 47 $\frac{1}{2}$	Antique Brass, Sanded	
CW 48	Bower Barffed	
CW 49	Antique Copper	
CW 73 $\frac{1}{2}$	Antique Brass, Sanded, Medium Color, Not Shaded	

WROUGHT BRONZE, POLISHED	
CW 34	Highly Finished
CW 38	Statuary Bronze
CW 42	Nickel Plated
CW 50	Antique Copper

WROUGHT BRASS, POLISHED	
CW 35	Highly Finished
CW 51	Dull Brass
CW 52	Antique Brass
CW 52 $\frac{1}{2}$	Antique Brass, Sanded
CW 83 $\frac{1}{2}$	Antique Brass, Sanded, Medium Color, Not Shaded

Packed with screws, one gross in box, fifty gross in case.



## STOP BEAD SCREWS AND WASHERS

Washers  $\frac{3}{8}$  in. diameter by  $\frac{1}{8}$  in. thick.  
Screws  $1\frac{1}{4}$  in. No. 8 Round Head.



Full size cut.

No.	WROUGHT STEEL, POLISHED
W 31	Bronzed
W 31½	Blued
W 33¼	Brass Plated
W 33½	Bronze Plated
W 40	Nickel Plated
W 43	Dull Brass
W 47	Antique Brass
W 47½	Antique Brass, Sanded
W 48	Bower Barffed
W 49	Antique Copper
W 73½	Antique Brass, Sanded, Medium Color, Not Shaded

No.	WROUGHT BRONZE, POLISHED
W 34	Highly Finished
W 38	Statuary Bronze
W 42	Nickel Plated
W 50	Antique Copper

No.	WROUGHT BRASS, POLISHED
W 35	Highly Finished
W 51	Dull Brass
W 52	Antique Brass
W 52½	Antique Brass, Sanded
W 83½	Antique Brass, Sanded, Medium Color, Not Shaded

Washers  $\frac{5}{8}$  in. diameter by  $\frac{1}{8}$  in. thick.  
Screws  $1\frac{1}{4}$  in. No. 10, Round Head.



Full size cut.

No.	WROUGHT STEEL, POLISHED
LW 31	Bronzed
LW 31½	Blued
LW 33¼	Brass Plated
LW 33½	Bronze Plated
LW 40	Nickel Plated
LW 43	Dull Brass
LW 47	Antique Brass
LW 47½	Antique Brass, Sanded
LW 48	Bower Barffed
LW 49	Antique Copper
LW 73½	Antique Brass, Sanded, Medium Color, Not Shaded

No.	WROUGHT BRONZE, POLISHED
LW 34	Highly Finished
LW 38	Statuary Bronze
LW 42	Nickel Plated
LW 50	Antique Copper

No.	WROUGHT BRASS, POLISHED
LW 35	Highly Finished
LW 51	Dull Brass
LW 52	Antique Brass
LW 52½	Antique Brass, Sanded
LW 83½	Antique Brass, Sanded, Medium Color, Not Shaded

Packed with screws, one gross in box, fifty gross in case.


**IVES**

## IVES PATENT WINDOW STOP ADJUSTER

APPROVED BY UNITED STATES GOVERNMENT AND USED ON PUBLIC  
BUILDINGS THROUGHOUT THE COUNTRY.




Patented.

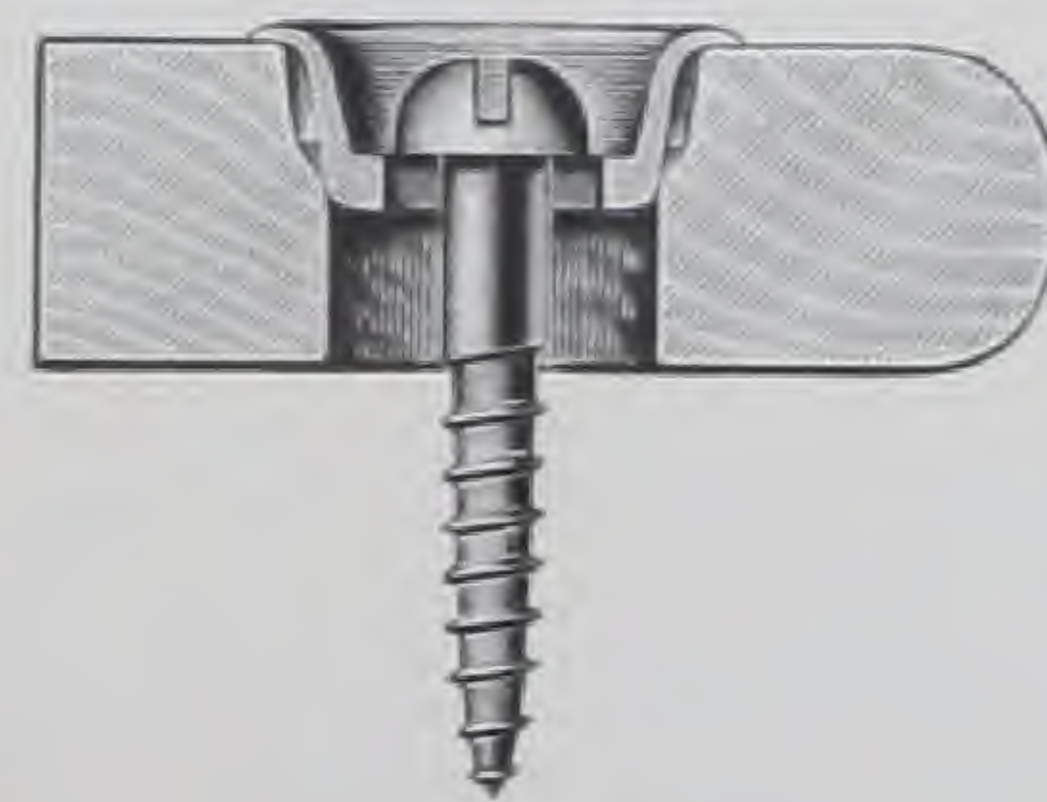
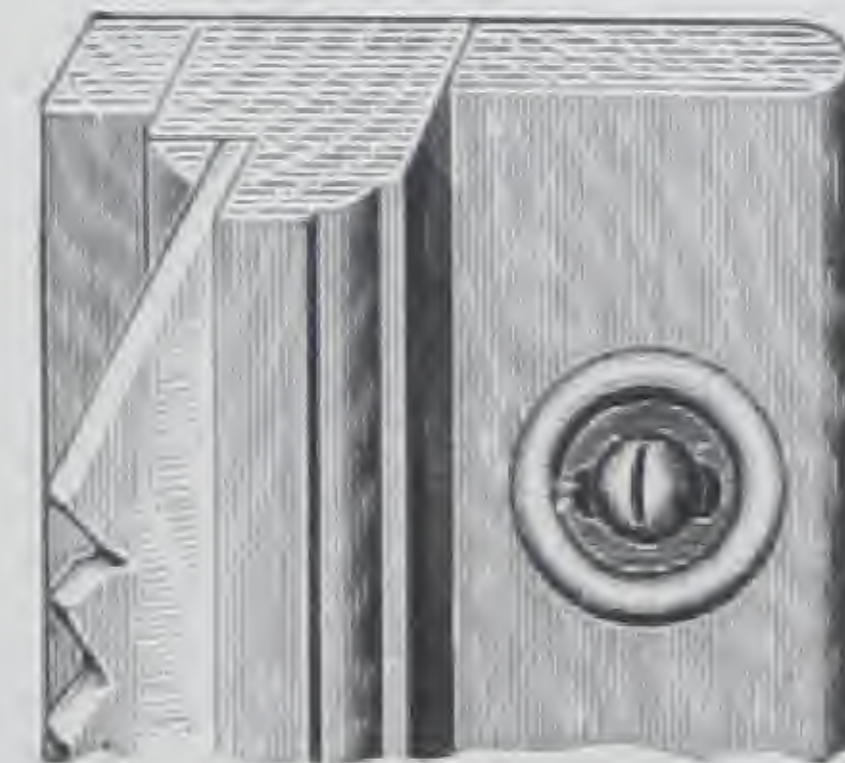


FOR WINDOWS AND  
SLIDING DOORS

INSURES PROTECTION AGAINST  
COLD DRAFTS, DUST, RAT-  
TLING OR BINDING.




THE IVES PATENT STOP  
ADJUSTERS, as applied to  
windows.



The only Stop Adjuster made from one  
piece of metal with solid ribs and heavy  
bed that will not cup, turn or bend in  
tightening the screw.



## WINDOW STOP ADJUSTERS



Full size cuts.

FOR WINDOWS AND DOORS.

		<b>WROUGHT STEEL, BURNISHED</b>	
No.			
631	Bronzed		
636	Dead Black		

		<b>WROUGHT STEEL, POLISHED</b>	
633 $\frac{1}{4}$	Brass Plated		
633 $\frac{1}{2}$	Bronze Plated		
640	Nickel Plated		
643	Dull Brass		
647	Antique Brass		
647 $\frac{1}{2}$	Antique Brass, Sanded		
648	Bower Barffed		
649	Antique Copper		
673 $\frac{1}{2}$	Antique Brass, Sanded, Medium Color, Not Shaded		

		<b>WROUGHT BRONZE, POLISHED</b>	
634	Highly Finished		
638	Statuary Bronze		
642	Nickel Plated		
650	Antique Copper		

		<b>WROUGHT BRASS, POLISHED</b>	
635	Highly Finished		
651	Dull Brass		
652	Antique Brass		
652 $\frac{1}{2}$	Antique Brass, Sanded		
683 $\frac{1}{2}$	Antique Brass, Sanded, Medium Color, Not Shaded		

Packed one dozen in package, one gross in box, with screws finished to match.



## IVES PATENT WINDOW STOP ADJUSTER



Patented.

(Heavy Bed prevents bending in tightening the screw.)

FOR WINDOWS AND SLIDING DOORS.

INSURES PROTECTION AGAINST COLD DRAFTS, DUST,  
RATTLING OR BINDING.

	<b>WROUGHT STEEL, BURNISHED</b>
No.	
731	Bronzed . . . . .
731½	Blued . . . . .
736	Dead Black . . . . .

	<b>WROUGHT STEEL, POLISHED</b>
733¼	Brass Plated . . . . .
733½	Bronze Plated . . . . .
740	Nickel Plated . . . . .
743	Dull Brass . . . . .
747	Antique Brass . . . . .
747½	Antique Brass, Sanded . . . . .
748	Bower Barffed . . . . .
749	Antique Copper . . . . .
773½	Antique Brass, Sanded, Medium Color, Not Shaded . . . . .


	<b>WROUGHT BRONZE, POLISHED</b>
734	Highly Finished . . . . .
738	Statuary Bronze . . . . .
742	Nickel Plated . . . . .
750	Antique Copper . . . . .
754	Oxidized Silver . . . . .
754¼	Bright Silver . . . . .
754¾	Dull Silver . . . . .
755	Gold Plated . . . . .

	<b>WROUGHT BRASS, POLISHED</b>
735	Highly Finished . . . . .
751	Dull Brass . . . . .
752	Antique Brass . . . . .
752½	Antique Brass, Sanded . . . . .
783½	Antique Brass, Sanded, Medium Color, Not Shaded . . . . .

Packed one dozen in package, one gross in box, with screws finished to match.



## CELLAR WINDOW FASTENERS






Full size cuts.

No.	
6129	Plain Iron, Japanned
6139	Plain Iron, Antique Copper
6170	Plain Iron, Electro Galvanized

Packed with screws, one dozen in box, two gross in case.

## CELLAR WINDOW SETS



Full size cuts.

No.	
06129	Japanned
06139	Antique Copper
06170	Electro Galvanized

This cellar window set is made up of 1 pair 2½-inch fast joint steel butts, one cellar window fastener, one 2½-inch steel hook and eye.

Packed with screws, one set in box, one gross in case.

Size of Case,  
15 x 12 x 8 inches.

Gross Weight,  
66 pounds.

Net Weight,  
61 pounds.






## OFFSET HOOK SASH LIFTS



Full size cut.

No.	CAST IRON, BURNISHED	
1104X	Bronzed	. . . . .
1105X	Coppered	. . . . .

Packed with screws, three dozen in box.



Full size cut.

No.	CAST IRON, BURNISHED	
3331	Bronzed	. . . . .
3337	Dull Brass	. . . . .
3339	Antique Copper	. . . . .
3341	Antique Brass	. . . . .
3346	Bower Barffed	. . . . .
3363 $\frac{1}{2}$	Antique Brass, Sanded, Medium Color, Not Shaded	. . . . .

CAST IRON, POLISHED	
3333 $\frac{1}{4}$	Brass Plated . . . . .
3333 $\frac{1}{2}$	Bronze Plated . . . . .
3343	Dull Brass . . . . .
3347	Antique Brass . . . . .
3348	Bower Barffed . . . . .
3349	Antique Copper . . . . .
3373 $\frac{1}{2}$	Antique Brass, Sanded, Medium Color, Not Shaded . . . . .

CAST BRONZE, POLISHED	
3334	Highly Finished . . . . .
3338	Statuary Bronze . . . . .
3342	Nickel Plated . . . . .
3350	Antique Copper . . . . .

CAST BRASS, POLISHED	
3335	Highly Finished . . . . .
3351	Dull Brass . . . . .
3352	Antique Brass . . . . .
3352 $\frac{1}{2}$	Antique Brass, Sanded . . . . .
3383 $\frac{1}{2}$	Antique Brass, Sanded, Medium Color, Not Shaded . . . . .

Packed with screws, three dozen in box.



Full size cut.

## HOOK SASH LIFTS

No.	CAST IRON, BURNISHED
1404	Bronzed . . . . .
1405	Coppered . . . . .

Packed with screws, three dozen in box.

## WROUGHT METAL HOOK SASH LIFTS



Full size cut.

No.	WROUGHT STEEL, POLISHED
1431 S	Bronzed . . . . .
1433 1/4 S	Brass Plated . . . . .
1433 1/2 S	Bronze Plated . . . . .
1440 S	Nickel Plated . . . . .
1443 S	Dull Brass . . . . .
1447 S	Antique Brass . . . . .
1447 1/2 S	Antique Brass, Sanded . . . . .
1448 S	Bower Barffed . . . . .
1449 S	Antique Copper . . . . .
1473 1/2 S	Antique Brass, Sanded, Medium Color, Not Shaded . . . . .

### WROUGHT BRONZE, POLISHED

1434 S	Highly Finished . . . . .
1438 S	Statuary Bronze . . . . .
1442 S	Nickel Plated . . . . .
1450 S	Antique Copper . . . . .


### WROUGHT BRASS, POLISHED

1435 S	Highly Finished . . . . .
1451 S	Dull Brass . . . . .
1452 S	Antique Brass . . . . .
1452 1/2 S	Antique Brass, Sanded . . . . .
1483 1/2 S	Antique Brass, Sanded, Medium Color, Not Shaded . . . . .

Packed with screws, three dozen in box.



## HOOK SASH LIFTS



Full size cut.

No.	CAST IRON, BURNISHED
1431	Bronzed . . . . .
1436	Dead Black . . . . .
1437	Dull Brass . . . . .
1439	Antique Copper . . . . .
1439 <sup>1</sup> / <sub>4</sub>	Brass Plated . . . . .
1439 <sup>3</sup> / <sub>4</sub>	Bronze Plated . . . . .
1441	Antique Brass . . . . .
1441 <sup>1</sup> / <sub>2</sub>	Antique Brass, Sanded . . . . .
1446	Bower Barffed . . . . .
1463 <sup>1</sup> / <sub>2</sub>	Antique Brass, Sanded, Medium Color, Not Shaded . . . . .

	CAST IRON, POLISHED
1433 <sup>1</sup> / <sub>4</sub>	Brass Plated . . . . .
1433 <sup>1</sup> / <sub>2</sub>	Bronze Plated . . . . .
1440	Nickel Plated . . . . .
1443	Dull Brass . . . . .
1447	Antique Brass . . . . .
1447 <sup>1</sup> / <sub>2</sub>	Antique Brass, Sanded . . . . .
1448	Bower Barffed . . . . .
1449	Antique Copper . . . . .
1473 <sup>1</sup> / <sub>2</sub>	Antique Brass, Sanded, Medium Color, Not Shaded . . . . .


	CAST BRONZE, POLISHED
1434	Highly Finished . . . . .
1438	Statuary Bronze . . . . .
1442	Nickel Plated . . . . .
1450	Antique Copper . . . . .

	CAST BRASS, POLISHED
1435	Highly Finished . . . . .
1451	Dull Brass . . . . .
1452	Antique Brass . . . . .
1452 <sup>1</sup> / <sub>2</sub>	Antique Brass, Sanded . . . . .
1483 <sup>1</sup> / <sub>2</sub>	Antique Brass, Sanded, Medium Color, Not Shaded . . . . .

Packed with screws, three dozen in box.



## HOOK SASH LIFTS



Full size cut.

No.	CAST IRON, BURNISHED
1531	Bronzed . . . . .
1536	Dead Black . . . . .
1537	Dull Brass . . . . .
1539	Antique Copper . . . . .
1539 <sup>3</sup> / <sub>4</sub>	Brass Plated . . . . .
1539 <sup>3</sup> / <sub>4</sub>	Bronze Plated . . . . .
1541	Antique Brass . . . . .
1541 <sup>1</sup> / <sub>2</sub>	Antique Brass, Sanded . . . . .
1546	Bower Barffed . . . . .
1563 <sup>1</sup> / <sub>2</sub>	Antique Brass, Sanded, Medium Color, Not Shaded . . . . .

No.	CAST IRON, POLISHED
1533 <sup>3</sup> / <sub>4</sub>	Brass Plated . . . . .
1533 <sup>1</sup> / <sub>2</sub>	Bronze Plated . . . . .
1540	Nickel Plated . . . . .
1543	Dull Brass . . . . .
1547	Antique Brass . . . . .
1547 <sup>1</sup> / <sub>2</sub>	Antique Brass, Sanded . . . . .
1548	Bower Barffed . . . . .
1549	Antique Copper . . . . .
1573 <sup>1</sup> / <sub>2</sub>	Antique Brass, Sanded, Medium Color, Not Shaded . . . . .


No.	CAST BRONZE, POLISHED
1534	Highly Finished . . . . .
1538	Statuary Bronze . . . . .
1542	Nickel Plated . . . . .
1550	Antique Copper . . . . .

No.	CAST BRASS, POLISHED
1535	Highly Finished . . . . .
1551	Dull Brass . . . . .
1552	Antique Brass . . . . .
1552 <sup>1</sup> / <sub>2</sub>	Antique Brass, Sanded . . . . .
1583 <sup>1</sup> / <sub>2</sub>	Antique Brass, Sanded, Medium Color, Not Shaded . . . . .

Packed with screws, three dozen in box.




## HOOK SASH LIFTS



Full size cut.

No.		CAST BRONZE, POLISHED
01334	Highly Finished	.....
01338	Statuary Bronze	.....
01342	Nickel Plated	.....
01350	Antique Copper	.....

		CAST BRASS, POLISHED
01335	Highly Finished	.....
01351	Dull Brass	.....
01352	Antique Brass	.....
01352½	Antique Brass, Sanded	.....
01383½	Antique Brass, Sanded, Medium Color, Not Shaded	.....



Full size cut.


No.		CAST BRONZE, POLISHED
01434	Highly Finished	.....
01438	Statuary Bronze	.....
01442	Nickel Plated	.....
01450	Antique Copper	.....

		CAST BRASS, POLISHED
01435	Highly Finished	.....
01451	Dull Brass	.....
01452	Antique Brass	.....
01452½	Antique Brass, Sanded	.....
01483½	Antique Brass, Sanded, Medium Color, Not Shaded	.....

Packed with screws, three dozen in box.



## HOOK SASH LIFTS



Full size cut.

No.	CAST IRON, BURNISHED
01531	Bronzed . . . . .
01536	Dead Black . . . . .
01537	Dull Brass . . . . .
01539	Antique Copper . . . . .
01539 <sup>1</sup> / <sub>4</sub>	Brass Plated . . . . .
01539 <sup>3</sup> / <sub>4</sub>	Bronze Plated . . . . .
01541	Antique Brass . . . . .
01541 <sup>1</sup> / <sub>2</sub>	Antique Brass, Sanded . . . . .
01546	Bower Barffed . . . . .
01563 <sup>1</sup> / <sub>2</sub>	Antique Brass, Sanded, Medium Color, Not Shaded . . . . .

No.	CAST IRON, POLISHED
01533 <sup>1</sup> / <sub>4</sub>	Brass Plated . . . . .
01533 <sup>3</sup> / <sub>4</sub>	Bronze Plated . . . . .
01540	Nickel Plated . . . . .
01543	Dull Brass . . . . .
01547	Antique Brass . . . . .
01547 <sup>1</sup> / <sub>2</sub>	Antique Brass, Sanded . . . . .
01548	Bower Barffed . . . . .
01549	Antique Copper . . . . .
01573 <sup>1</sup> / <sub>2</sub>	Antique Brass, Sanded, Medium Color, Not Shaded . . . . .


No.	CAST BRONZE, POLISHED
01534	Highly Finished . . . . .
01538	Statuary Bronze . . . . .
01542	Nickel Plated . . . . .
01550	Antique Copper . . . . .

No.	CAST BRASS, POLISHED
01535	Highly Finished . . . . .
01551	Dull Brass . . . . .
01552	Antique Brass . . . . .
01552 <sup>1</sup> / <sub>2</sub>	Antique Brass, Sanded . . . . .
01583 <sup>1</sup> / <sub>2</sub>	Antique Brass, Sanded, Medium Color, Not Shaded . . . . .

Packed with screws, three dozen in box.



## HOOK SASH LIFTS EXTRA HEAVY



Full size cut.

No.	CAST IRON, BURNISHED
5531	Bronzed . . . . .
5536	Dead Black . . . . .
5537	Dull Brass . . . . .
5539	Antique Copper . . . . .
5539 <sup>1</sup> / <sub>4</sub>	Brass Plated . . . . .
5539 <sup>3</sup> / <sub>4</sub>	Bronze Plated . . . . .
5541	Antique Brass . . . . .
5541 <sup>1</sup> / <sub>2</sub>	Antique Brass, Sanded . . . . .
5546	Bower Barffed . . . . .
5563 <sup>1</sup> / <sub>2</sub>	Antique Brass, Sanded, Medium Color, Not Shaded . . . . .

No.	CAST IRON, POLISHED
5533 <sup>1</sup> / <sub>4</sub>	Brass Plated . . . . .
5533 <sup>1</sup> / <sub>2</sub>	Bronze Plated . . . . .
5540	Nickel Plated . . . . .
5543	Dull Brass . . . . .
5547	Antique Brass . . . . .
5547 <sup>1</sup> / <sub>2</sub>	Antique Brass, Sanded . . . . .
5548	Bower Barffed . . . . .
5549	Antique Copper . . . . .
5573 <sup>1</sup> / <sub>2</sub>	Antique Brass, Sanded, Medium Color, Not Shaded . . . . .

No.	CAST BRONZE, POLISHED
5534	Highly Finished . . . . .
5538	Statuary Bronze . . . . .
5542	Nickel Plated . . . . .
5550	Antique Copper . . . . .

No.	CAST BRASS, POLISHED
5535	Highly Finished . . . . .
5551	Dull Brass . . . . .
5552	Antique Brass . . . . .
5552 <sup>1</sup> / <sub>2</sub>	Antique Brass, Sanded . . . . .
5583 <sup>1</sup> / <sub>2</sub>	Antique Brass, Sanded, Medium Color, Not Shaded . . . . .

Packed with screws, three dozen in box.



## SHUTTER KNOBS



Full size cut,  
1 1/8 inch.

No.		1 1/8 INCH.	1 1/4 INCH.
4034	Cast Bronze, Highly Finished	.	.
4042	Cast Bronze, Nickel Plated	.	.
4035	Cast Brass, Highly Finished	.	.
4050	Cast Bronze, Antique Copper	.	.
4051	Cast Brass, Dull Finish	.	.
4083 1/2	Cast Brass, Antique Brass, Sanded, Medium Color, Not Shaded	.	.

Always specify size wanted.

Packed three dozen in box.

## WROUGHT METAL FLUSH SASH LIFTS



Full size cut.

No.		WROUGHT STEEL, POLISHED
2231 S	Bronzed	.
2233 1/4 S	Brass Plated	.
2233 1/2 S	Bronze Plated	.
2240 S	Nickel Plated	.
2243 S	Dull Brass	.
2247 S	Antique Brass	.
2247 1/2 S	Antique Brass, Sanded	.
2248 S	Bower Barffed	.
2249 S	Antique Copper	.
2273 1/2 S	Antique Brass, Sanded, Medium Color, Not Shaded	.
		WROUGHT BRONZE, POLISHED
2234 S	Highly Finished	.
2238 S	Statuary Bronze	.
2242 S	Nickel Plated	.
2250 S	Antique Copper	.
		WROUGHT BRASS, POLISHED
2235 S	Highly Finished	.
2251 S	Dull Brass	.
2252 S	Antique Brass	.
2252 1/2 S	Antique Brass, Sanded	.
2283 1/2 S	Antique Brass, Sanded, Medium Color, Not Shaded	.

Packed with screws, two dozen in box.





## DRAWER KNOBS



Full size cut,  
1 1/4 inch.

No.		1 1/8 INCH.	1 1/4 INCH.
04034	Cast Bronze, Highly Finished . . . . .		
04042	Cast Bronze, Nickel Plated . . . . .		
04035	Cast Brass, Highly Finished . . . . .		
04050	Cast Bronze, Antique Copper . . . . .		
04051	Cast Brass, Dull Finish . . . . .		
04083 1/2	Cast Brass, Antique Brass, Sanded, Medium Color, Not Shaded . . . . .		

Always specify size wanted.

Packed with machine screws for 7/8" wood, three dozen in box.

## WROUGHT METAL FLUSH SASH LIFTS



Full size cut.

No.		WROUGHT STEEL, POLISHED	
2431 S	Bronzed . . . . .		
2433 1/4 S	Brass Plated . . . . .		
2433 1/2 S	Bronze Plated . . . . .		
2440 S	Nickel Plated . . . . .		
2443 S	Dull Brass . . . . .		
2447 S	Antique Brass . . . . .		
2447 1/2 S	Antique Brass, Sanded . . . . .		
2448 S	Bower Barffed . . . . .		
2449 S	Antique Copper . . . . .		
2473 1/2 S	Antique Brass, Sanded, Medium Color, Not Shaded . . . . .		

No.		WROUGHT BRONZE, POLISHED	
2434 S	Highly Finished . . . . .		
2438 S	Statuary Bronze . . . . .		
2442 S	Nickel Plated . . . . .		
2450 S	Antique Copper . . . . .		

No.		WROUGHT BRASS, POLISHED	
2435 S	Highly Finished . . . . .		
2451 S	Dull Brass . . . . .		
2452 S	Antique Brass . . . . .		
2452 1/2 S	Antique Brass, Sanded . . . . .		
2483 1/2 S	Antique Brass, Sanded, Medium Color, Not Shaded . . . . .		

Packed with screws, two dozen in box.




## WROUGHT METAL FLUSH SASH LIFTS



Full size cut.

No.	
34 S	Bronze Metal, Highly Finished
35 S	Brass Metal, Highly Finished
42 S	Bronze Metal, Nickel Plated
50 S	Bronze Metal, Antique Copper
51 S	Brass Metal, Dull Finish

Packed with pins, three dozen in box.



Full size cut.

No.		<b>WROUGHT STEEL, POLISHED</b>
R 2431 S	Bronzed	
R 2433 1/4 S	Brass Plated	
R 2433 1/2 S	Bronze Plated	
R 2440 S	Nickel Plated	
R 2443 S	Dull Brass	
R 2447 S	Antique Brass	
R 2447 1/2 S	Antique Brass, Sanded	
R 2448 S	Bower Barffed	
R 2449 S	Antique Copper	
R 2473 1/2 S	Antique Brass, Sanded, Medium Color, Not Shaded	

		<b>WROUGHT BRONZE, POLISHED</b>
R 2434 S	Highly Finished	
R 2438 S	Statuary Bronze	
R 2442 S	Nickel Plated	
R 2450 S	Antique Copper	

		<b>WROUGHT BRASS, POLISHED</b>
R 2435 S	Highly Finished	
R 2451 S	Dull Brass	
R 2452 S	Antique Brass	
R 2452 1/2 S	Antique Brass, Sanded	
R 2483 1/2 S	Antique Brass, Sanded, Medium Color, Not Shaded	

Packed with screws, two dozen in box.



## FLUSH SASH LIFTS



Full size cut.

No.		CAST BRONZE, POLISHED
02234	Highly Finished	.....
02238	Statuary Bronze	.....
02242	Nickel Plated	.....
02250	Antique Copper	.....

		CAST BRASS, POLISHED
02235	Highly Finished	.....
02251	Dull Brass	.....
02252	Antique Brass	.....
02252½	Antique Brass, Sanded	.....
02283½	Antique Brass, Sanded, Medium Color, Not Shaded	.....



Full size cut.

No.		CAST IRON, POLISHED
2248	Bower Barffed	.....


		CAST BRONZE, POLISHED
2234	Highly Finished	.....
2238	Statuary Bronze	.....
2242	Nickel Plated	.....
2250	Antique Copper	.....

		CAST BRASS, POLISHED
2235	Highly Finished	.....
2251	Dull Brass	.....
2252	Antique Brass	.....
2252½	Antique Brass, Sanded	.....
2283½	Antique Brass, Sanded, Medium Color, Not Shaded	.....

Packed with screws, one dozen in box.




## FLUSH SASH LIFTS



Full size cut.

No.		<b>CAST IRON, POLISHED</b>
2248 B	Bower Barffed	
		<b>CAST BRONZE, POLISHED</b>
2234 B	Highly Finished	
2238 B	Statuary Bronze	
2242 B	Nickel Plated	
2250 B	Antique Copper	
		<b>CAST BRASS, POLISHED</b>
2235 B	Highly Finished	
2251 B	Dull Brass	
2252 B	Antique Brass	
2252½ B	Antique Brass, Sanded	
2283½ B	Antique Brass, Sanded, Medium Color, Not Shaded	



Full size cut.

No.		<b>CAST BRONZE, POLISHED</b>
R 2234 B	Highly Finished	
R 2238 B	Statuary Bronze	
R 2242 B	Nickel Plated	
R 2250 B	Antique Copper	
		<b>CAST BRASS, POLISHED</b>
R 2235 B	Highly Finished	
R 2251 B	Dull Brass	
R 2252 B	Antique Brass	
R 2252½ B	Antique Brass, Sanded	
R 2283½ B	Antique Brass, Sanded, Medium Color, Not Shaded	

Packed with screws, one dozen in box.



## FLUSH SASH LIFTS



Full size cut.

No.		<b>CAST IRON, POLISHED</b>
2348 B	Bower Barffed	
		<b>CAST BRONZE, POLISHED</b>
2334 B	Highly Finished	
2338 B	Statuary Bronze	
2342 B	Nickel Plated	
2350 B	Antique Copper	
		<b>CAST BRASS, POLISHED</b>
2335 B	Highly Finished	
2351 B	Dull Brass	
2352 B	Antique Brass	
2352½ B	Antique Brass, Sanded	
2383½ B	Antique Brass, Sanded, Medium Color, Not Shaded	




Full size cut.

No.		<b>CAST IRON, POLISHED</b>
2548 B	Bower Barffed	
		<b>CAST BRONZE, POLISHED</b>
2534 B	Highly Finished	
2538 B	Statuary Bronze	
2542 B	Nickel Plated	
2550 B	Antique Copper	
		<b>CAST BRASS, POLISHED</b>
2535 B	Highly Finished	
2551 B	Dull Brass	
2552 B	Antique Brass	
2552½ B	Antique Brass, Sanded	
2583½ B	Antique Brass, Sanded, Medium Color, Not Shaded	

Packed with screws, one dozen in box.



## FLUSH SASH LIFTS



Full size cut.

No.		CAST BRONZE, POLISHED
5434	Highly Finished	.....
5438	Statuary Bronze	.....
5442	Nickel Plated	.....
5450	Antique Copper	.....

		CAST BRASS, POLISHED
5435	Highly Finished	.....
5451	Dull Brass	.....
5452	Antique Brass	.....
5452½	Antique Brass, Sanded	.....
5483½	Antique Brass, Sanded, Medium Color, Not Shaded	.....



Full size cut.

No.		CAST BRONZE, POLISHED
05434	Highly Finished	.....
05438	Statuary Bronze	.....
05442	Nickel Plated	.....
05450	Antique Copper	.....

		CAST BRASS, POLISHED
05435	Highly Finished	.....
05451	Dull Brass	.....
05452	Antique Brass	.....
05452½	Antique Brass, Sanded	.....
05483½	Antique Brass, Sanded, Medium Color, Not Shaded	.....

Packed with screws, one dozen in box.



## BAR SASH LIFTS



Full size cut.

No.	CAST IRON, BURNISHED
02631	Bronzed . . . . .
02636	Dead Black . . . . .
02637	Dull Brass . . . . .
02639	Antique Copper . . . . .
02639 <sup>1</sup> / <sub>4</sub>	Brass Plated . . . . .
02639 <sup>3</sup> / <sub>4</sub>	Bronze Plated . . . . .
02641	Antique Brass . . . . .
02641 <sup>1</sup> / <sub>2</sub>	Antique Brass, Sanded . . . . .
02646	Bower Barffed . . . . .
02660	Nickel Plated . . . . .
02663 <sup>1</sup> / <sub>2</sub>	Antique Brass, Sanded, Medium Color, Not Shaded . . . . .

CAST IRON, POLISHED	
02633 <sup>1</sup> / <sub>4</sub>	Brass Plated . . . . .
02633 <sup>1</sup> / <sub>2</sub>	Bronze Plated . . . . .
02640	Nickel Plated . . . . .
02643	Dull Brass . . . . .
02647	Antique Brass . . . . .
02647 <sup>1</sup> / <sub>2</sub>	Antique Brass, Sanded . . . . .
02648	Bower Barffed . . . . .
02649	Antique Copper . . . . .
02673 <sup>1</sup> / <sub>2</sub>	Antique Brass, Sanded, Medium Color, Not Shaded . . . . .

CAST BRONZE, POLISHED	
02634	Highly Finished . . . . .
02638	Statuary Bronze . . . . .
02642	Nickel Plated . . . . .
02650	Antique Copper . . . . .

CAST BRASS, POLISHED	
02635	Highly Finished . . . . .
02651	Dull Brass . . . . .
02652	Antique Brass . . . . .
02652 <sup>1</sup> / <sub>2</sub>	Antique Brass, Sanded . . . . .
02683 <sup>1</sup> / <sub>2</sub>	Antique Brass, Sanded, Medium Color, Not Shaded . . . . .

Packed with screws, one dozen in box, five gross in case.


Size of Case,  
26 x 17 x 10 inches.

Gross Weight,  
115 pounds.

Net Weight,  
101 pounds.



## BAR SASH LIFTS



Full size cut.

No.		CAST IRON, BURNISHED
2631	Bronzed	
2636	Dead Black	
2637	Dull Brass	
2639	Antique Copper	
2639 $\frac{1}{4}$	Brass Plated	
2639 $\frac{3}{4}$	Bronze Plated	
2641	Antique Brass	
2641 $\frac{1}{2}$	Antique Brass, Sanded	
2646	Bower Barffed	
2660	Nickel Plated	
2663 $\frac{1}{2}$	Antique Brass, Sanded, Medium Color, Not Shaded	

		CAST IRON, POLISHED
2633 $\frac{1}{4}$	Brass Plated	
2633 $\frac{3}{4}$	Bronze Plated	
2640	Nickel Plated	
2643	Dull Brass	
2647	Antique Brass	
2647 $\frac{1}{2}$	Antique Brass, Sanded	
2648	Bower Barffed	
2649	Antique Copper	
2673 $\frac{1}{2}$	Antique Brass, Sanded, Medium Color, Not Shaded	

		CAST BRONZE, POLISHED
2634	Highly Finished	
2638	Statuary Bronze	
2642	Nickel Plated	
2650	Antique Copper	

		CAST BRASS, POLISHED
2635	Highly Finished	
2651	Dull Brass	
2652	Antique Brass	
2652 $\frac{1}{2}$	Antique Brass, Sanded	
2683 $\frac{1}{2}$	Antique Brass, Sanded, Medium Color, Not Shaded	

Packed with screws, one dozen in box.





## BAR SASH LIFTS



Full size cut.

No.	CAST IRON, BURNISHED
2731	Bronzed . . . . .
2736	Dead Black . . . . .
2737	Dull Brass . . . . .
2739	Antique Copper . . . . .
2739 <sup>1</sup> / <sub>4</sub>	Brass Plated . . . . .
2739 <sup>3</sup> / <sub>4</sub>	Bronze Plated . . . . .
2741	Antique Brass . . . . .
2741 <sup>1</sup> / <sub>2</sub>	Antique Brass, Sanded . . . . .
2746	Bower Barffed . . . . .
2763 <sup>1</sup> / <sub>2</sub>	Antique Brass, Sanded, Medium Color, Not Shaded . . . . .

	CAST IRON, POLISHED
2733 <sup>1</sup> / <sub>4</sub>	Brass Plated . . . . .
2733 <sup>1</sup> / <sub>2</sub>	Bronze Plated . . . . .
2740	Nickel Plated . . . . .
2743	Dull Brass . . . . .
2747	Antique Brass . . . . .
2747 <sup>1</sup> / <sub>2</sub>	Antique Brass, Sanded . . . . .
2748	Bower Barffed . . . . .
2749	Antique Copper . . . . .
2773 <sup>1</sup> / <sub>2</sub>	Antique Brass, Sanded, Medium Color, Not Shaded . . . . .

	CAST BRONZE, POLISHED
2734	Highly Finished . . . . .
2738	Statuary Bronze . . . . .
2742	Nickel Plated . . . . .
2750	Antique Copper . . . . .

	CAST BRASS, POLISHED
2735	Highly Finished . . . . .
2751	Dull Brass . . . . .
2752	Antique Brass . . . . .
2752 <sup>1</sup> / <sub>2</sub>	Antique Brass, Sanded . . . . .
2783 <sup>1</sup> / <sub>2</sub>	Antique Brass, Sanded, Medium Color, Not Shaded . . . . .

Packed with screws, one dozen in box.



## BAR SASH LIFTS



Full size cut.

No.		CAST IRON, BURNISHED
6931	Bronzed	.....
6936	Dead Black	.....
6937	Dull Brass	.....
6939	Antique Copper	.....
6939 $\frac{1}{4}$	Brass Plated	.....
6939 $\frac{1}{2}$	Bronze Plated	.....
6941	Antique Brass	.....
6941 $\frac{1}{2}$	Antique Brass, Sanded	.....
6946	Bower Barffed	.....
6963 $\frac{1}{2}$	Antique Brass, Sanded, Medium Color, Not Shaded	.....

		CAST IRON, POLISHED
6933 $\frac{1}{4}$	Brass Plated	.....
6933 $\frac{1}{2}$	Bronze Plated	.....
6940	Nickel Plated	.....
6943	Dull Brass	.....
6947	Antique Brass	.....
6947 $\frac{1}{2}$	Antique Brass, Sanded	.....
6948	Bower Barffed	.....
6949	Antique Copper	.....
6973 $\frac{1}{2}$	Antique Brass, Sanded, Medium Color, Not Shaded	.....


		CAST BRONZE, POLISHED
6934	Highly Finished	.....
6938	Statuary Bronze	.....
6942	Nickel Plated	.....
6950	Antique Copper	.....

		CAST BRASS, POLISHED
6935	Highly Finished	.....
6951	Dull Brass	.....
6952	Antique Brass	.....
6952 $\frac{1}{2}$	Antique Brass, Sanded	.....
6983 $\frac{1}{2}$	Antique Brass, Sanded, Medium Color, Not Shaded	.....

Packed with screws, one dozen in box.



## BAR SASH LIFTS



Full size cut.

No.	CAST IRON, BURNISHED
1131	Bronzed . . . . .
1136	Dead Black . . . . .
1137	Dull Brass . . . . .
1139	Antique Copper . . . . .
1139 <sup>1</sup> / <sub>4</sub>	Brass Plated . . . . .
1139 <sup>3</sup> / <sub>4</sub>	Bronze Plated . . . . .
1141	Antique Brass . . . . .
1141 <sup>1</sup> / <sub>2</sub>	Antique Brass, Sanded . . . . .
1146	Bower Barffed . . . . .
1160	Nickel Plated . . . . .
1163 <sup>1</sup> / <sub>2</sub>	Antique Brass, Sanded, Medium Color, Not Shaded . . . . .


	CAST IRON, POLISHED
1133 <sup>1</sup> / <sub>4</sub>	Brass Plated . . . . .
1133 <sup>1</sup> / <sub>2</sub>	Bronze Plated . . . . .
1140	Nickel Plated . . . . .
1143	Dull Brass . . . . .
1147	Antique Brass . . . . .
1147 <sup>1</sup> / <sub>2</sub>	Antique Brass, Sanded . . . . .
1148	Bower Barffed . . . . .
1149	Antique Copper . . . . .
1173 <sup>1</sup> / <sub>2</sub>	Antique Brass, Sanded, Medium Color, Not Shaded . . . . .

	CAST BRONZE, POLISHED
1134	Highly Finished . . . . .
1138	Statuary Bronze . . . . .
1142	Nickel Plated . . . . .
1150	Antique Copper . . . . .

	CAST BRASS, POLISHED
1135	Highly Finished . . . . .
1151	Dull Brass . . . . .
1152	Antique Brass . . . . .
1152 <sup>1</sup> / <sub>2</sub>	Antique Brass, Sanded . . . . .
1183 <sup>1</sup> / <sub>2</sub>	Antique Brass, Sanded, Medium Color, Not Shaded . . . . .

Packed with screws, one dozen in box.

**BAR SASH LIFTS**



Full size cut.

No.		CAST IRON, BURNISHED
5731	Bronzed	. . . . .
5736	Dead Black	. . . . .
5737	Dull Brass	. . . . .
5739	Antique Copper	. . . . .
5739 $\frac{1}{4}$	Brass Plated	. . . . .
5739 $\frac{3}{4}$	Bronze Plated	. . . . .
5741	Antique Brass	. . . . .
5741 $\frac{1}{2}$	Antique Brass, Sanded	. . . . .
5746	Bower Barffed	. . . . .
5763 $\frac{1}{2}$	Antique Brass, Sanded, Medium Color, Not Shaded	. . . . .

		CAST IRON, POLISHED
5733 $\frac{1}{4}$	Brass Plated	. . . . .
5733 $\frac{1}{2}$	Bronze Plated	. . . . .
5740	Nickel Plated	. . . . .
5743	Dull Brass	. . . . .
5747	Antique Brass	. . . . .
5747 $\frac{1}{2}$	Antique Brass, Sanded	. . . . .
5748	Bower Barffed	. . . . .
5749	Antique Copper	. . . . .
5773 $\frac{1}{2}$	Antique Brass, Sanded, Medium Color, Not Shaded	. . . . .


		CAST BRONZE, POLISHED
5734	Highly Finished	. . . . .
5738	Statuary Bronze	. . . . .
5742	Nickel Plated	. . . . .
5750	Antique Copper	. . . . .

		CAST BRASS, POLISHED
5735	Highly Finished	. . . . .
5751	Dull Brass	. . . . .
5752	Antique Brass	. . . . .
5752 $\frac{1}{2}$	Antique Brass, Sanded	. . . . .
5783 $\frac{1}{2}$	Antique Brass, Sanded, Medium Color, Not Shaded	. . . . .

Packed with screws, one dozen in box.



## BAR SASH LIFTS



Full size cut.

No.	CAST IRON, BURNISHED
5631	Bronzed . . . . .
5636	Dead Black . . . . .
5637	Dull Brass . . . . .
5639	Antique Copper . . . . .
5639 <sup>1</sup> / <sub>4</sub>	Brass Plated . . . . .
5639 <sup>3</sup> / <sub>4</sub>	Bronze Plated . . . . .
5641	Antique Brass . . . . .
5641 <sup>1</sup> / <sub>2</sub>	Antique Brass, Sanded . . . . .
5646	Bower Barffed . . . . .
5663 <sup>1</sup> / <sub>2</sub>	Antique Brass, Sanded, Medium Color, Not Shaded . . . . .

	CAST IRON, POLISHED
5633 <sup>1</sup> / <sub>4</sub>	Brass Plated . . . . .
5633 <sup>1</sup> / <sub>2</sub>	Bronze Plated . . . . .
5640	Nickel Plated . . . . .
5643	Dull Brass . . . . .
5647	Antique Brass . . . . .
5647 <sup>1</sup> / <sub>2</sub>	Antique Brass, Sanded . . . . .
5648	Bower Barffed . . . . .
5649	Antique Copper . . . . .
5673 <sup>1</sup> / <sub>2</sub>	Antique Brass, Sanded, Medium Color, Not Shaded . . . . .

	CAST BRONZE, POLISHED
5634	Highly Finished . . . . .
5638	Statuary Bronze . . . . .
5642	Nickel Plated . . . . .
5650	Antique Copper . . . . .

	CAST BRASS, POLISHED
5635	Highly Finished . . . . .
5651	Dull Brass . . . . .
5652	Antique Brass . . . . .
5652 <sup>1</sup> / <sub>2</sub>	Antique Brass, Sanded . . . . .
5683 <sup>1</sup> / <sub>2</sub>	Antique Brass, Sanded, Medium Color, Not Shaded . . . . .

Packed with screws, one dozen in box.



## BAR SASH LIFTS



No. **CAST IRON, BURNISHED**  
 07646 Bower Barffed . . . . .

**CAST IRON, POLISHED**  
 07648 Bower Barffed . . . . .


**CAST BRONZE, POLISHED**  
 07634 Highly Finished . . . . .  
 07638 Statuary Bronze . . . . .  
 07642 Nickel Plated . . . . .  
 07650 Antique Copper . . . . .

**CAST BRASS, POLISHED**  
 07635 Highly Finished . . . . .  
 07651 Dull Brass . . . . .  
 07652 Antique Brass . . . . .  
 07652½ Antique Brass, Sanded . . . . .  
 07683½ Antique Brass, Sanded, Medium Color, Not Shaded . . . . .

Packed with screws, one-half dozen in box.



## SASH LIFT AND LOCK COMBINED



Full size cut.

No.	CAST IRON, BURNISHED
1631	Bronzed . . . . .
1636	Dead Black . . . . .
1637	Dull Brass . . . . .
1639	Antique Copper . . . . .
1639 <sup>1</sup> / <sub>4</sub>	Brass Plated . . . . .
1639 <sup>3</sup> / <sub>4</sub>	Bronze Plated . . . . .
1641	Antique Brass . . . . .
1641 <sup>1</sup> / <sub>2</sub>	Antique Brass, Sanded . . . . .
1646	Bower Barffed . . . . .
1663 <sup>1</sup> / <sub>2</sub>	Antique Brass, Sanded, Medium Color, Not Shaded . . . . .

No.	CAST IRON, POLISHED
1633 <sup>1</sup> / <sub>4</sub>	Brass Plated . . . . .
1633 <sup>1</sup> / <sub>2</sub>	Bronze Plated . . . . .
1640	Nickel Plated . . . . .
1643	Dull Brass . . . . .
1647	Antique Brass . . . . .
1647 <sup>1</sup> / <sub>2</sub>	Antique Brass, Sanded . . . . .
1648	Bower Barffed . . . . .
1649	Antique Copper . . . . .
1673 <sup>1</sup> / <sub>2</sub>	Antique Brass, Sanded, Medium Color, Not Shaded . . . . .

No.	CAST BRONZE, POLISHED
1634	Highly Finished . . . . .
1638	Statuary Bronze . . . . .
1642	Nickel Plated . . . . .
1650	Antique Copper . . . . .


No.	CAST BRASS, POLISHED
1635	Highly Finished . . . . .
1651	Dull Brass . . . . .
1652	Antique Brass . . . . .
1652 <sup>1</sup> / <sub>2</sub>	Antique Brass, Sanded . . . . .
1683 <sup>1</sup> / <sub>2</sub>	Antique Brass, Sanded, Medium Color, Not Shaded . . . . .

Packed with screws, one dozen in box.




## SURFACE BOLTS


FOR RIGHT OR LEFT HAND WINDOWS OPENING IN OR OUT



Angle Strike



Universal Strike



Full size cut, 4-in. bolt.  
Rod 3/8-inch, half round.

### CAST IRON, BURNISHED, WROUGHT STEEL ROD

No.		LENGTH			
		4 IN.	6 IN.	9 IN.	12 IN.
05331	Bronzed	.	.	.	.
05336	Dead Black	.	.	.	.
05337	Dull Brass	.	.	.	.
05339	Antique Copper	.	.	.	.
05339 1/4	Brass Plated	.	.	.	.
05339 3/4	Bronze Plated	.	.	.	.
05341	Antique Brass	.	.	.	.
05341 1/2	Antique Brass, Sanded	.	.	.	.
05346	Bower Barffed	.	.	.	.
05363 1/2	Antique Brass, Sanded, Medium Color, Not Shaded	.	.	.	.

### CAST IRON, POLISHED, WROUGHT STEEL ROD

05333 1/4	Brass Plated	.	.	.	.
05333 1/2	Bronze Plated	.	.	.	.
05340	Nickel Plated	.	.	.	.
05343	Dull Brass	.	.	.	.
05347	Antique Brass	.	.	.	.
05347 1/2	Antique Brass, Sanded	.	.	.	.
05348	Bower Barffed	.	.	.	.
05349	Antique Copper	.	.	.	.
05373 1/2	Antique Brass, Sanded, Medium Color, Not Shaded	.	.	.	.

### CAST BRONZE, POLISHED, WROUGHT BRONZE ROD

05334	Highly Finished	.	.	.	.
05338	Statuary Bronze	.	.	.	.
05342	Nickel Plated	.	.	.	.
05350	Antique Copper	.	.	.	.


### CAST BRASS, POLISHED, WROUGHT BRASS ROD

05335	Highly Finished	.	.	.	.
05351	Dull Brass	.	.	.	.
05352	Antique Brass	.	.	.	.
05352 1/2	Antique Brass, Sanded	.	.	.	.
05383 1/2	Antique Brass, Sanded, Medium Color, Not Shaded	.	.	.	.

Packed regularly with both Universal and Angle Strikes.  
Other Strikes furnished when so ordered.

Packed with screws, one dozen in box.






Angle Strike.

## SURFACE BOLTS

FOR RIGHT OR LEFT HAND WINDOWS  
OPENING IN OR OUT



Full size cut, 6-in. bolt.  
Rod 1/2-inch, half round.



Universal Strike.

CAST IRON, BURNISHED, WROUGHT STEEL ROD

No.		LENGTH				
		6 IN.	9 IN.	12 IN.	18 IN.	24 IN.
5331	Bronzed					
5336	Dead Black					
5337	Dull Brass					
5339	Antique Copper					
5339 1/4	Brass Plated					
5339 3/4	Bronze Plated					
5341	Antique Brass					
5341 1/2	Antique Brass, Sanded					
5346	Bower Barffed					
5363 1/2	Antique Brass, Sanded, Medium Color, Not Shaded					

CAST IRON, POLISHED, WROUGHT STEEL ROD

5333 1/4	Brass Plated					
5333 1/2	Bronze Plated					
5340	Nickel Plated					
5343	Dull Brass					
5347	Antique Brass					
5347 1/2	Antique Brass, Sanded					
5348	Bower Barffed					
5349	Antique Copper					
5373 1/2	Antique Brass, Sanded, Medium Color, Not Shaded					

CAST BRONZE, POLISHED, WROUGHT BRONZE ROD

5334	Highly Finished					
5338	Statuary Bronze					
5342	Nickel Plated					
5350	Antique Copper					


CAST BRASS, POLISHED, WROUGHT BRASS ROD

5335	Highly Finished					
5351	Dull Brass					
5352	Antique Brass					
5352 1/2	Antique Brass, Sanded					
5383 1/2	Antique Brass, Sanded, Medium Color, Not Shaded					

Packed regularly with both Universal and Angle Strikes.  
Other Strikes furnished when so ordered.  
Packed with screws, one dozen in box.



## FLUSH BOLTS



Full size cut, 4-in. bolt.

LENGTH.	3 IN.	4 IN.	6 IN.	9 IN.	12 IN.
WIDTH.	5/8 IN.	5/8 IN.	5/8 IN.	5/8 IN.	5/8 IN.


No.		CAST BRONZE, POLISHED				
8934	Highly Finished	.	.	.	.	.
8938	Statuary Bronze	.	.	.	.	.
8942	Nickel Plated	.	.	.	.	.
8950	Antique Copper	.	.	.	.	.

		CAST BRASS, POLISHED				
8935	Highly Finished	.	.	.	.	.
8951	Dull Brass	.	.	.	.	.
8952	Antique Brass	.	.	.	.	.
8952½	Antique Brass, Sanded	.	.	.	.	.
8983½	Antique Brass, Sanded, Medium Color, Not Shaded	.	.	.	.	.

Packed with screws, one dozen in box



54A

**IVES**

## EXTENSION FLUSH BOLTS

LENGTH  
9 IN. 12 IN. 18 IN. 24 IN. 30 IN.

### CAST IRON, POLISHED

25748 Bower Barffed . . .

### CAST BRONZE, POLISHED

25734 Highly Finished . . .

25738 Statuary Bronze . . .

25742 Nickel Plated . . .

25750 Antique Copper . . .

### CAST BRASS, POLISHED

25735 Highly Finished . . .

25751 Dull Brass . . .

25752 Antique Brass

25752½ Antique Brass  
Sanded . . .

25783½ Antique Brass  
Sanded, Medium  
Color, Not Shaded

Lengths given are from center of lever to end of bolt head when retracted

Plate  $6\frac{3}{8} \times 1\frac{1}{4}$  inches.

Head  $\frac{1}{2}$  inch square.

Backset of Rod  $1\frac{1}{16}$  inch.

Steel Rods with Brass Head.

Packed with screws, one in box.

Can furnish with reversible one-half-inch detachable Rabbet or with convex face when so ordered.

Full size cut.

A55



**IVES**



Full size cut.

## EXTENSION FLUSH BOLTS

LENGTH  
9 IN. 12 IN. 18 IN. 24 IN. 30 IN.

### CAST IRON, POLISHED

25848 Bower Barffed . . .

### CAST BRONZE, POLISHED

25834 Highly Finished . . .

25838 Statuary Bronze . . .

25842 Nickel Plated . . .

25850 Antique Copper . . .

### CAST BRASS, POLISHED

25835 Highly Finished . . .

25851 Dull Brass . . .

25852 Antique Brass

25852½ Antique Brass  
Sanded . . .

25883½ Antique Brass  
Sanded, Medium  
Color, Not Shaded

Lengths given are from center of lever to end of bolt head when retracted.

Plate  $6\frac{3}{8}$  x 1 inch.  
Head  $\frac{1}{2}$  inch square.  
Backset of Rod  $1\frac{1}{16}$  inch.  
Steel Rods with Brass Head.

Packed with screws, one in box.



## EXTENSION FLUSH BOLTS

CAST BRONZE, POLISHED

LENGTH  
9 IN. 12 IN. 18 IN. 24 IN. 30 IN.

No.			
25934	Highly Finished	.	.
25938	Statuary Bronze	.	.
25942	Nickel Plated	.	.
25950	Antique Copper	.	.


CAST BRASS, POLISHED

25935	Highly Finished	.	.
25951	Dull Brass	.	.
25952	Antique Brass	.	.
25952½	Antique Brass, Sanded	.	.
25983½	Antique Brass, Sanded, Medium Color, Not Shaded	.	.

Lengths given are from center of lever to end of rod.

Plate 5 x 5/8 inches.  
Head 3/8 inch square.  
Backset of Rod 7/16 inch.  
Steel Rods with Bronze Head.

Packed with screws, one-half dozen in box.



Full size cut.

## CREMORNE BOLTS

FOR RIGHT OR LEFT HAND DOORS OR WINDOWS  
OPENING IN OR OUT.

Locking at top and bottom with half turn of the knob.

### CAST BRONZE, POLISHED, WROUGHT BRONZE ROD

No.					
9534	Highly Finished	.	.	.	.
9538	Statuary Bronze	.	.	.	.
9542	Nickel Plated	.	.	.	.
9550	Antique Copper	.	.	.	.

### CAST BRASS, POLISHED, WROUGHT BRASS ROD

9535	Highly Finished	.	.	.	.
9551	Dull Brass	.	.	.	.
9552	Antique Brass	.	.	.	.
9552½	Antique Brass, Sanded	.	.	.	.
9583½	Antique Brass, Sanded, Medium Color, Not Shaded	.	.	.	.


Case is 1¾ inches wide.

Rods half oval, 1¼ x ¼ inch.

Always specify height of opening, also distance from bottom to center of knob.

Furnished regularly, and priced with rods for 8-foot doors. Knob in center with two center guides, two strikes (No. 1 and No. 2). Other Strikes to fit details furnished when so ordered.

Furnished with Lever Handle instead of Knob, when so ordered. When wanted with Lever Handle prefix an "0" to above numbers, also specify hand wanted.



No. 1 Strike.



No. 2 Strike.



No. 4 Strike.




No. 5 Strike.

Not full size cuts.

Packed with screws, one in package.



## CASEMENT WINDOW FASTENERS



Full size cut.  
This cut is right hand.

*Always Specify Hand Wanted*

CAST IRON, BURNISHED	
No. 1929	Japanned
1931	Bronzed
1936	Dead Black
1937	Dull Brass
1939	Antique Copper
1939 <sup>1</sup> / <sub>4</sub>	Brass Plated
1939 <sup>3</sup> / <sub>4</sub>	Bronze Plated
1941	Antique Brass
1941 <sup>1</sup> / <sub>2</sub>	Antique Brass, Sanded
1946	Bower Barffed
1960	Nickel Plated
1963 <sup>1</sup> / <sub>2</sub>	Antique Brass, Sanded, Medium Color, Not Shaded
1970	Electro Galvanized

CAST IRON, POLISHED	
1933 <sup>1</sup> / <sub>4</sub>	Brass Plated
1933 <sup>1</sup> / <sub>2</sub>	Bronze Plated
1940	Nickel Plated
1943	Dull Brass
1947	Antique Brass
1947 <sup>1</sup> / <sub>2</sub>	Antique Brass, Sanded
1948	Bower Barffed
1949	Antique Copper
1973 <sup>1</sup> / <sub>2</sub>	Antique Brass, Sanded, Medium Color, Not Shaded

CAST BRONZE, POLISHED	
1934	Highly Finished
1938	Statuary Bronze
1942	Nickel Plated
1950	Antique Copper


CAST BRASS, POLISHED	
1935	Highly Finished
1951	Dull Brass
1952	Antique Brass
1952 <sup>1</sup> / <sub>2</sub>	Antique Brass, Sanded
1983 <sup>1</sup> / <sub>2</sub>	Antique Brass, Sanded, Medium Color, Not Shaded

Furnished with Rim Strike when so ordered.

Packed with screws, one dozen in box.



## CASEMENT WINDOW FASTENERS



Full size cut.  
This cut is right hand.

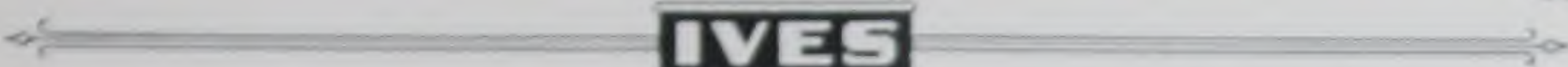
*Always Specify Hand Wanted*

No.		<b>CAST IRON, BURNISHED</b>
1929 R	Japanned	
1931 R	Bronzed	
1936 R	Dead Black	
1937 R	Dull Brass	
1939 R	Antique Copper	
1939 <sup>1</sup> / <sub>4</sub> R	Brass Plated	
1939 <sup>3</sup> / <sub>4</sub> R	Bronze Plated	
1941 R	Antique Brass	
1941 <sup>1</sup> / <sub>2</sub> R	Antique Brass, Sanded	
1946 R	Bower Barffed	
1960 R	Nickel Plated	
1963 <sup>1</sup> / <sub>2</sub> R	Antique Brass, Sanded, Medium Color Not Shaded	
1970 R	Electro Galvanized	
		<b>CAST IRON, POLISHED</b>
1933 <sup>1</sup> / <sub>4</sub> R	Brass Plated	
1933 <sup>1</sup> / <sub>2</sub> R	Bronze Plated	
1940 R	Nickel Plated	
1943 R	Dull Brass	
1947 R	Antique Brass	
1947 <sup>1</sup> / <sub>2</sub> R	Antique Brass, Sanded	
1948 R	Bower Barffed	
1949 R	Antique Copper	
1973 <sup>1</sup> / <sub>2</sub> R	Antique Brass, Sanded, Medium Color, Not Shaded	
		<b>CAST BRONZE, POLISHED</b>
1934 R	Highly Finished	
1938 R	Statuary Bronze	
1942 R	Nickel Plated	
1950 R	Antique Copper	
		<b>CAST BRASS, POLISHED</b>
1935 R	Highly Finished	
1951 R	Dull Brass	
1952 R	Antique Brass	
1952 <sup>1</sup> / <sub>2</sub> R	Antique Brass, Sanded	
1983 <sup>1</sup> / <sub>2</sub> R	Antique Brass, Sanded, Medium Color, Not Shaded	

Furnished with Rim Strike when so ordered.

Packed with screws, one dozen in box.




**IVES**

## CASEMENT WINDOW FASTENERS



This Casement Fastener requires only  $\frac{1}{8}$  inch between Sash and Screen.

Full size cut.

This cut is right hand.

*Always Specify Hand Wanted*

No.

### CAST IRON, BURNISHED

21931	Bronzed
21936	Dead Black
21937	Dull Brass
21939	Antique Copper
21939 $\frac{1}{2}$	Brass Plated
21939 $\frac{3}{4}$	Bronze Plated
21941	Antique Brass
21941 $\frac{1}{2}$	Antique Brass, Sanded
21946	Bower Barffed
21963 $\frac{1}{2}$	Antique Brass, Sanded, Medium Color, Not Shaded

### CAST IRON, POLISHED

21933 $\frac{1}{2}$	Brass Plated
21933 $\frac{3}{4}$	Bronze Plated
21940	Nickel Plated
21943	Dull Brass
21947	Antique Brass
21947 $\frac{1}{2}$	Antique Brass, Sanded
21948	Bower Barffed
21949	Antique Copper
21973 $\frac{1}{2}$	Antique Brass, Sanded, Medium Color, Not Shaded

### CAST BRONZE, POLISHED

21934	Highly Finished
21938	Statuary Bronze
21942	Nickel Plated
21950	Antique Copper

### CAST BRASS, POLISHED

21935	Highly Finished
21951	Dull Brass
21952	Antique Brass
21952 $\frac{1}{2}$	Antique Brass, Sanded
21983 $\frac{1}{2}$	Antique Brass, Sanded, Medium Color, Not Shaded


Furnished with Rim Strike when so ordered.

Packed with screws, one dozen in box.

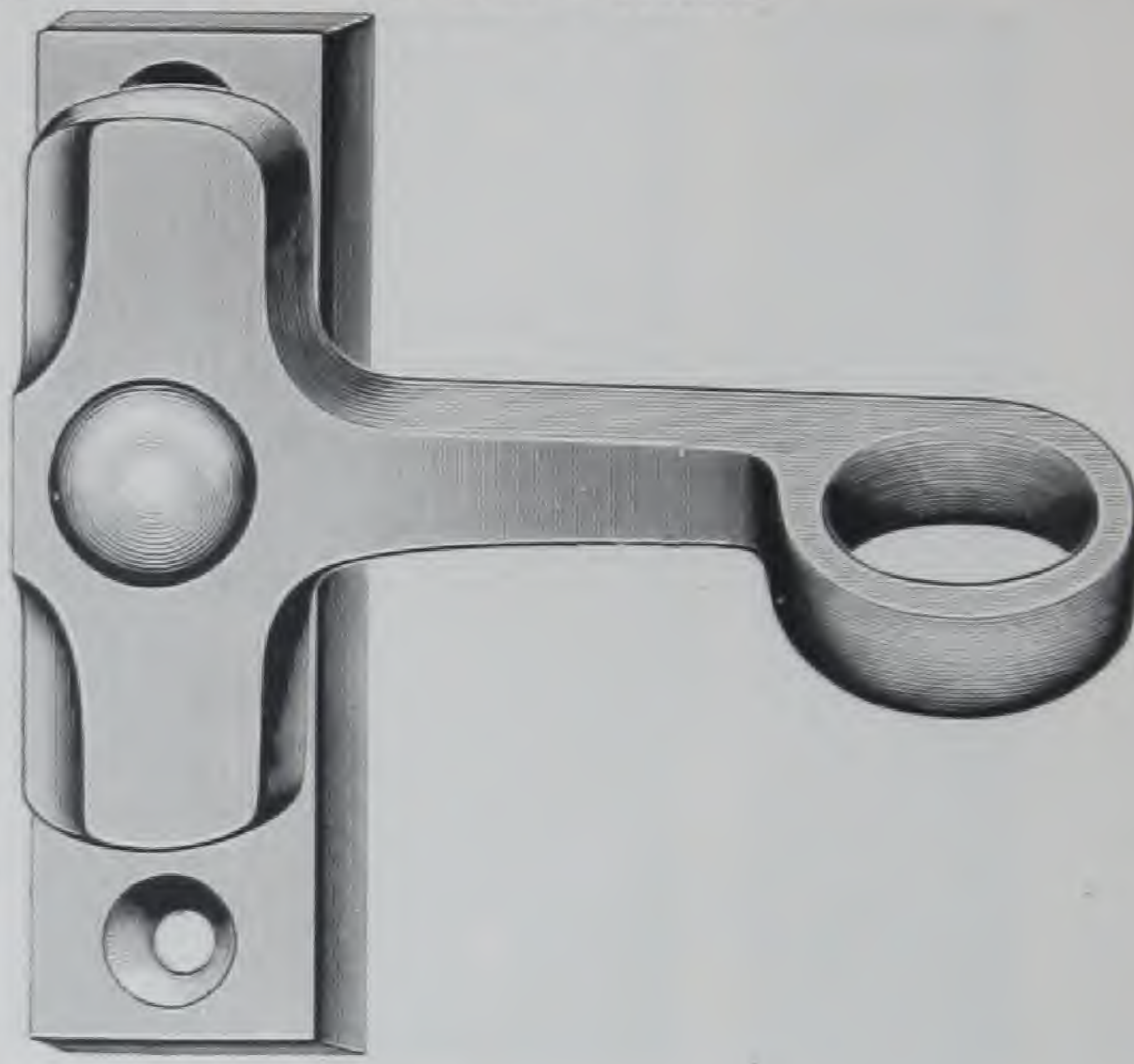


# CASEMENT WINDOW FASTENERS

EITHER RIGHT OR LEFT HAND



Rim Strike.



Full size cuts.



Mortise Strike.

ALWAYS SPECIFY STRIKE WANTED

## CAST IRON, BURNISHED

No.	Finish	
01929	Japanned	
01931	Bronzed	
01936	Dead Black	
01937	Dull Brass	
01939	Antique Copper	
01939 <sup>1/4</sup>	Brass Plated	
01939 <sup>3/4</sup>	Bronze Plated	
01941	Antique Brass	
01941 <sup>1/2</sup>	Antique Brass, Sanded	
01946	Bower Barffed	
01960	Nickel Plated	
01963 <sup>1/2</sup>	Antique Brass, Sanded, Medium Color, Not Shaded	

## CAST IRON, POLISHED

01933 <sup>1/4</sup>	Brass Plated	
01933 <sup>1/2</sup>	Bronze Plated	
01940	Nickel Plated	
01943	Dull Brass	
01947	Antique Brass	
01947 <sup>1/2</sup>	Antique Brass, Sanded	
01948	Bower Barffed	
01949	Antique Copper	
01973 <sup>1/2</sup>	Antique Brass, Sanded, Medium Color, Not Shaded	

## CAST BRONZE, POLISHED

01934	Highly Finished	
01938	Statuary Bronze	
01942	Nickel Plated	
01950	Antique Copper	

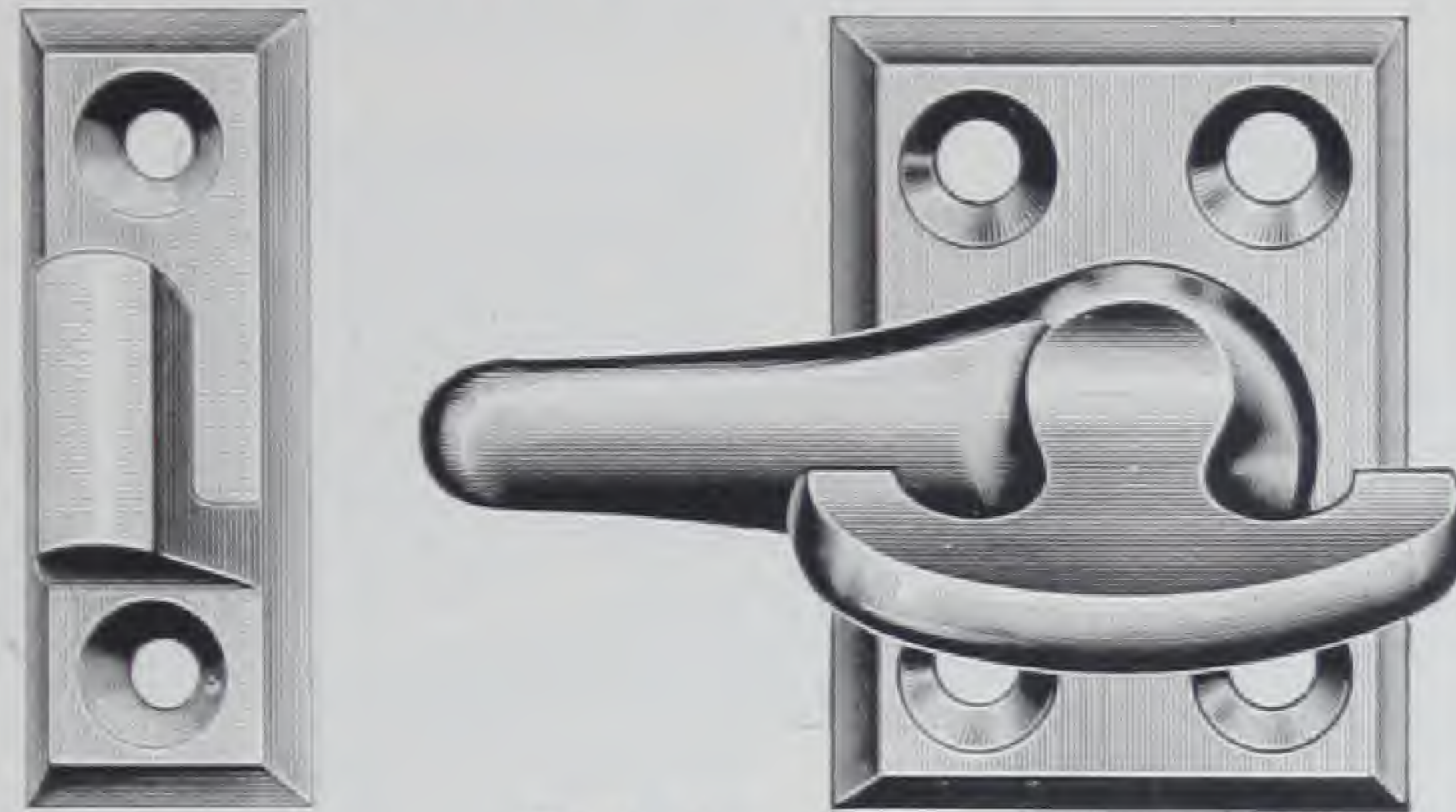
## CAST BRASS, POLISHED

01935	Highly Finished	
01951	Dull Brass	
01952	Antique Brass	
01952 <sup>1/2</sup>	Antique Brass, Sanded	
01983 <sup>1/2</sup>	Antique Brass, Sanded, Medium Color, Not Shaded	

Packed with screws, one dozen in box.



## CASEMENT WINDOW FASTENERS



Full size cuts.

No.		CAST IRON, BURNISHED
2131	Bronzed . . . . .	
2136	Dead Black . . . . .	
2137	Dull Brass . . . . .	
2139	Antique Copper . . . . .	
2139 <sup>1</sup> / <sub>4</sub>	Brass Plated . . . . .	
2139 <sup>3</sup> / <sub>4</sub>	Bronze Plated . . . . .	
2141	Antique Brass . . . . .	
2141 <sup>1</sup> / <sub>2</sub>	Antique Brass, Sanded . . . . .	
2146	Bower Barffed . . . . .	
2160	Nickel Plated . . . . .	
2163 <sup>1</sup> / <sub>2</sub>	Antique Brass, Sanded, Medium Color, Not Shaded . . . . .	

		CAST IRON, POLISHED
2133 <sup>1</sup> / <sub>4</sub>	Brass Plated . . . . .	
2133 <sup>1</sup> / <sub>2</sub>	Bronze Plated . . . . .	
2140	Nickel Plated . . . . .	
2143	Dull Brass . . . . .	
2147	Antique Brass . . . . .	
2147 <sup>1</sup> / <sub>2</sub>	Antique Brass, Sanded . . . . .	
2148	Bower Barffed . . . . .	
2149	Antique Copper . . . . .	
2173 <sup>1</sup> / <sub>2</sub>	Antique Brass, Sanded, Medium Color, Not Shaded . . . . .	


		CAST BRONZE, POLISHED
2134	Highly Finished . . . . .	
2138	Statuary Bronze . . . . .	
2142	Nickel Plated . . . . .	
2150	Antique Copper . . . . .	

		CAST BRASS, POLISHED
2135	Highly Finished . . . . .	
2151	Dull Brass . . . . .	
2152	Antique Brass . . . . .	
2152 <sup>1</sup> / <sub>2</sub>	Antique Brass, Sanded . . . . .	
2183 <sup>1</sup> / <sub>2</sub>	Antique Brass, Sanded, Medium Color, Not Shaded . . . . .	


Furnished with Rim or Mortise Strike when so ordered.

Packed with screws, one dozen in box.

**CASEMENT WINDOW FASTENERS**



Rim Strike.



Full size cuts.



Mortise Strike.

*ALWAYS SPECIFY STRIKE WANTED*

No.		CAST IRON, BURNISHED
02131	Bronzed	
02136	Dead Black	
02137	Dull Brass	
02139	Antique Copper	
02139 <sup>1</sup> / <sub>4</sub>	Brass Plated	
02139 <sup>3</sup> / <sub>4</sub>	Bronze Plated	
02141	Antique Brass	
02141 <sup>1</sup> / <sub>2</sub>	Antique Brass, Sanded	
02146	Bower Barffed	
02160	Nickel Plated	
02163 <sup>1</sup> / <sub>2</sub>	Antique Brass, Sanded, Medium Color, Not Shaded	

		CAST IRON, POLISHED
02133 <sup>1</sup> / <sub>4</sub>	Brass Plated	
02133 <sup>1</sup> / <sub>2</sub>	Bronze Plated	
02140	Nickel Plated	
02143	Dull Brass	
02147	Antique Brass	
02147 <sup>1</sup> / <sub>2</sub>	Antique Brass, Sanded	
02148	Bower Barffed	
02149	Antique Copper	
02173 <sup>1</sup> / <sub>2</sub>	Antique Brass, Sanded, Medium Color, Not Shaded	


		CAST BRONZE, POLISHED
02134	Highly Finished	
02138	Statuary Bronze	
02142	Nickel Plated	
02150	Antique Copper	

		CAST BRASS, POLISHED
02135	Highly Finished	
02151	Dull Brass	
02152	Antique Brass	
02152 <sup>1</sup> / <sub>2</sub>	Antique Brass, Sanded	
02183 <sup>1</sup> / <sub>2</sub>	Antique Brass, Sanded, Medium Color, Not Shaded	

Packed with screws, one dozen in box.



## CASEMENT WINDOW FASTENERS



Full size cuts.

No.		CAST IRON, BURNISHED
2031 B	Bronzed	
2036 B	Dead Black	
2037 B	Dull Brass	
2039 B	Antique Copper	
2039 1/4 B	Brass Plated	
2039 3/4 B	Bronze Plated	
2041 B	Antique Brass	
2041 1/2 B	Antique Brass, Sanded	
2046 B	Bower Barffed	
2060 B	Nickel Plated	
2063 1/2 B	Antique Brass, Sanded, Medium Color, Not Shaded	

		CAST IRON, POLISHED
2033 1/4 B	Brass Plated	
2033 1/2 B	Bronze Plated	
2040 B	Nickel Plated	
2043 B	Dull Brass	
2047 B	Antique Brass	
2047 1/2 B	Antique Brass, Sanded	
2048 B	Bower Barffed	
2049 B	Antique Copper	
2073 1/2 B	Antique Brass, Sanded, Medium Color, Not Shaded	


		CAST BRONZE, POLISHED
2034 B	Highly Finished	
2038 B	Statuary Bronze	
2042 B	Nickel Plated	
2050 B	Antique Copper	

		CAST BRASS, POLISHED
2035 B	Highly Finished	
2051 B	Dull Brass	
2052 B	Antique Brass	
2052 1/2 B	Antique Brass, Sanded	
2083 1/2 B	Antique Brass, Sanded, Medium Color, Not Shaded	

Furnished with Surface or Mortise Strike when so ordered.

Packed with screws, one dozen in box.

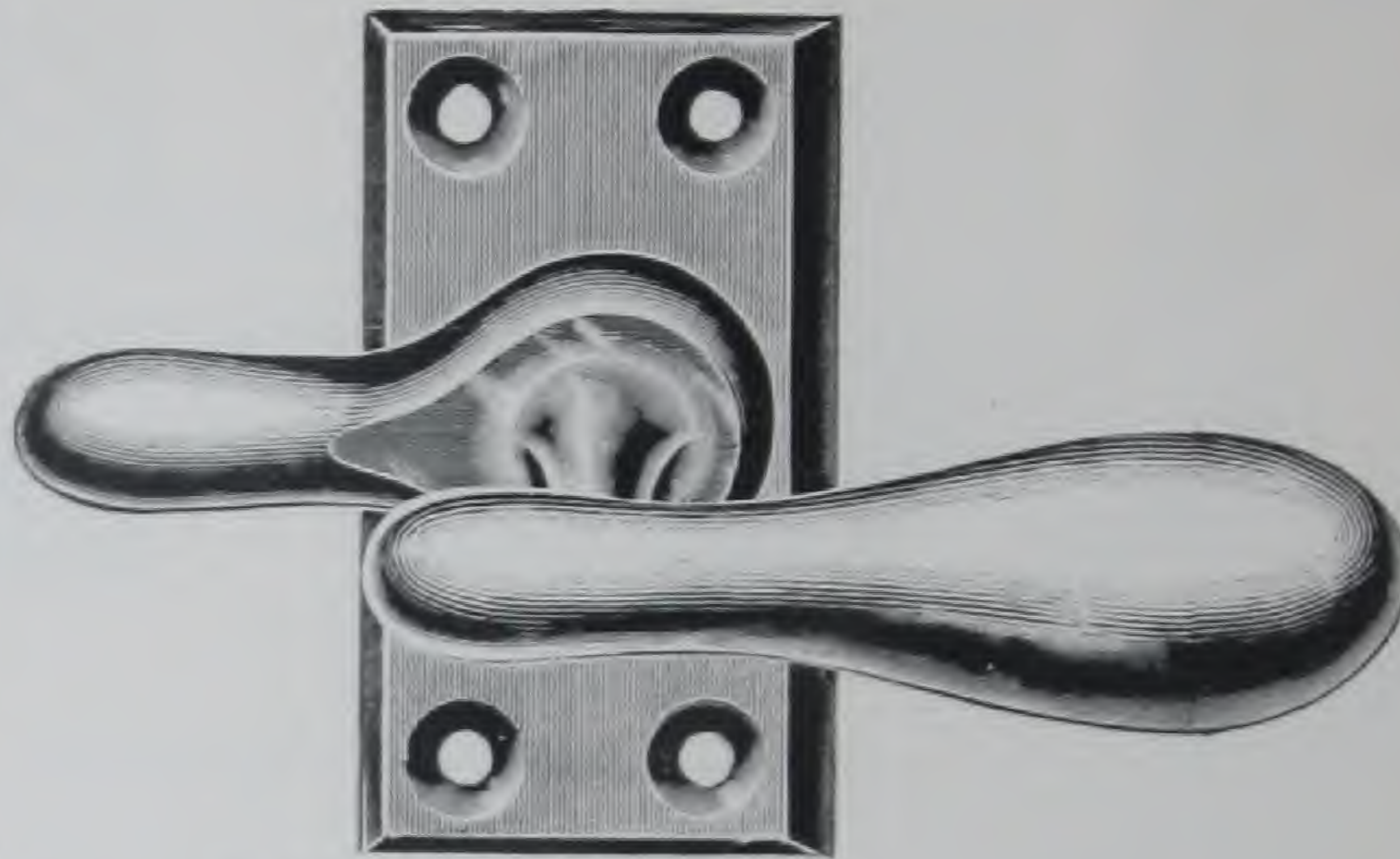
**CASEMENT WINDOW FASTENERS**



Rim Strike.



Surface Strike.



Full size cuts.



Mortise Strike.

*ALWAYS SPECIFY STRIKE WANTED*

No.		CAST IRON, BURNISHED									
6631	Bronzed	.	.	.	.	.	.	.	.	.	.
6636	Dead Black	.	.	.	.	.	.	.	.	.	.
6637	Dull Brass	.	.	.	.	.	.	.	.	.	.
6639	Antique Copper	.	.	.	.	.	.	.	.	.	.
6639 $\frac{1}{4}$	Brass Plated	.	.	.	.	.	.	.	.	.	.
6639 $\frac{3}{4}$	Bronze Plated	.	.	.	.	.	.	.	.	.	.
6641	Antique Brass	.	.	.	.	.	.	.	.	.	.
6641 $\frac{1}{2}$	Antique Brass, Sanded	.	.	.	.	.	.	.	.	.	.
6646	Bower Barffed	.	.	.	.	.	.	.	.	.	.
6663 $\frac{1}{2}$	Antique Brass, Sanded, Medium Color, Not Shaded	.	.	.	.	.	.	.	.	.	.

		CAST IRON, POLISHED									
6633 $\frac{1}{4}$	Brass Plated	.	.	.	.	.	.	.	.	.	.
6633 $\frac{1}{2}$	Bronze Plated	.	.	.	.	.	.	.	.	.	.
6640	Nickel Plated	.	.	.	.	.	.	.	.	.	.
6643	Dull Brass	.	.	.	.	.	.	.	.	.	.
6647	Antique Brass	.	.	.	.	.	.	.	.	.	.
6647 $\frac{1}{2}$	Antique Brass, Sanded	.	.	.	.	.	.	.	.	.	.
6648	Bower Barffed	.	.	.	.	.	.	.	.	.	.
6649	Antique Copper	.	.	.	.	.	.	.	.	.	.
6673 $\frac{1}{2}$	Antique Brass, Sanded, Medium Color, Not Shaded	.	.	.	.	.	.	.	.	.	.


		CAST BRONZE, POLISHED									
6634	Highly Finished	.	.	.	.	.	.	.	.	.	.
6638	Statuary Bronze	.	.	.	.	.	.	.	.	.	.
6642	Nickel Plated	.	.	.	.	.	.	.	.	.	.
6650	Antique Copper	.	.	.	.	.	.	.	.	.	.

		CAST BRASS, POLISHED									
6635	Highly Finished	.	.	.	.	.	.	.	.	.	.
6651	Dull Brass	.	.	.	.	.	.	.	.	.	.
6652	Antique Brass	.	.	.	.	.	.	.	.	.	.
6652 $\frac{1}{2}$	Antique Brass, Sanded	.	.	.	.	.	.	.	.	.	.
6683 $\frac{1}{2}$	Antique Brass, Sanded, Medium Color, Not Shaded	.	.	.	.	.	.	.	.	.	.

Packed with screws, one dozen in box.



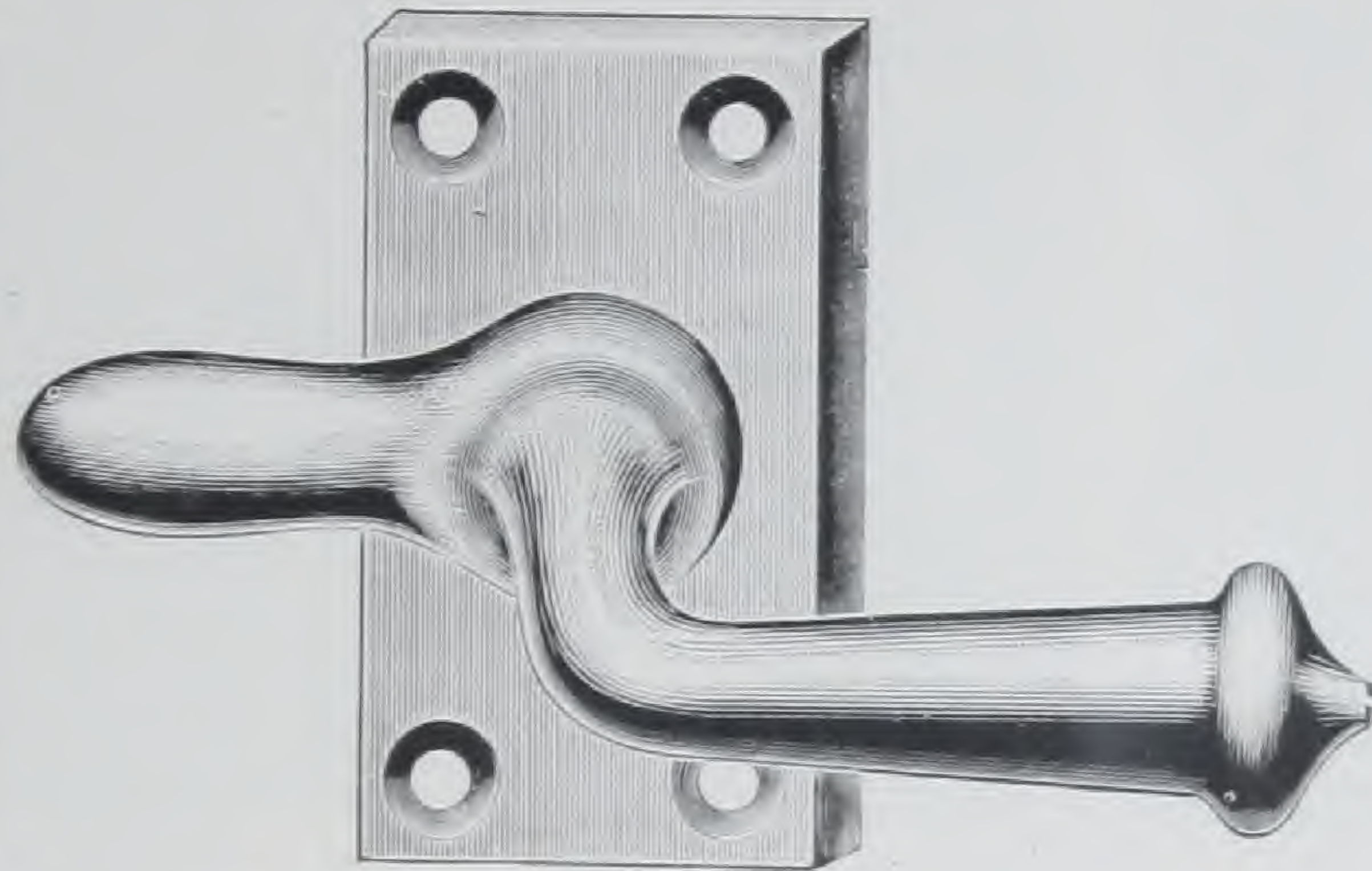
# CASEMENT WINDOW FASTENERS



Rim Strike.



Surface Strike.



Full size cuts.



Mortise Strike.

ALWAYS SPECIFY STRIKE WANTED

No.		CAST IRON, BURNISHED
6731	Bronzed	
6736	Dead Black	
6737	Dull Brass	
6739	Antique Copper	
6739 <sup>1</sup> / <sub>4</sub>	Brass Plated	
6739 <sup>3</sup> / <sub>4</sub>	Bronze Plated	
6741	Antique Brass	
6741 <sup>1</sup> / <sub>2</sub>	Antique Brass, Sanded	
6746	Bower Barffed	
6763 <sup>1</sup> / <sub>2</sub>	Antique Brass, Sanded, Medium Color, Not Shaded	


		CAST IRON, POLISHED
6733 <sup>1</sup> / <sub>4</sub>	Brass Plated	
6733 <sup>1</sup> / <sub>2</sub>	Bronze Plated	
6740	Nickel Plated	
6743	Dull Brass	
6747	Antique Brass	
6747 <sup>1</sup> / <sub>2</sub>	Antique Brass, Sanded	
6748	Bower Barffed	
6749	Antique Copper	
6773 <sup>1</sup> / <sub>2</sub>	Antique Brass, Sanded, Medium Color, Not Shaded	

		CAST BRONZE, POLISHED
6734	Highly Finished	
6738	Statuary Bronze	
6742	Nickel Plated	
6750	Antique Copper	

		CAST BRASS, POLISHED
6735	Highly Finished	
6751	Dull Brass	
6752	Antique Brass	
6752 <sup>1</sup> / <sub>2</sub>	Antique Brass, Sanded	
6783 <sup>1</sup> / <sub>2</sub>	Antique Brass, Sanded, Medium Color, Not Shaded	

Packed with screws, one dozen in box.

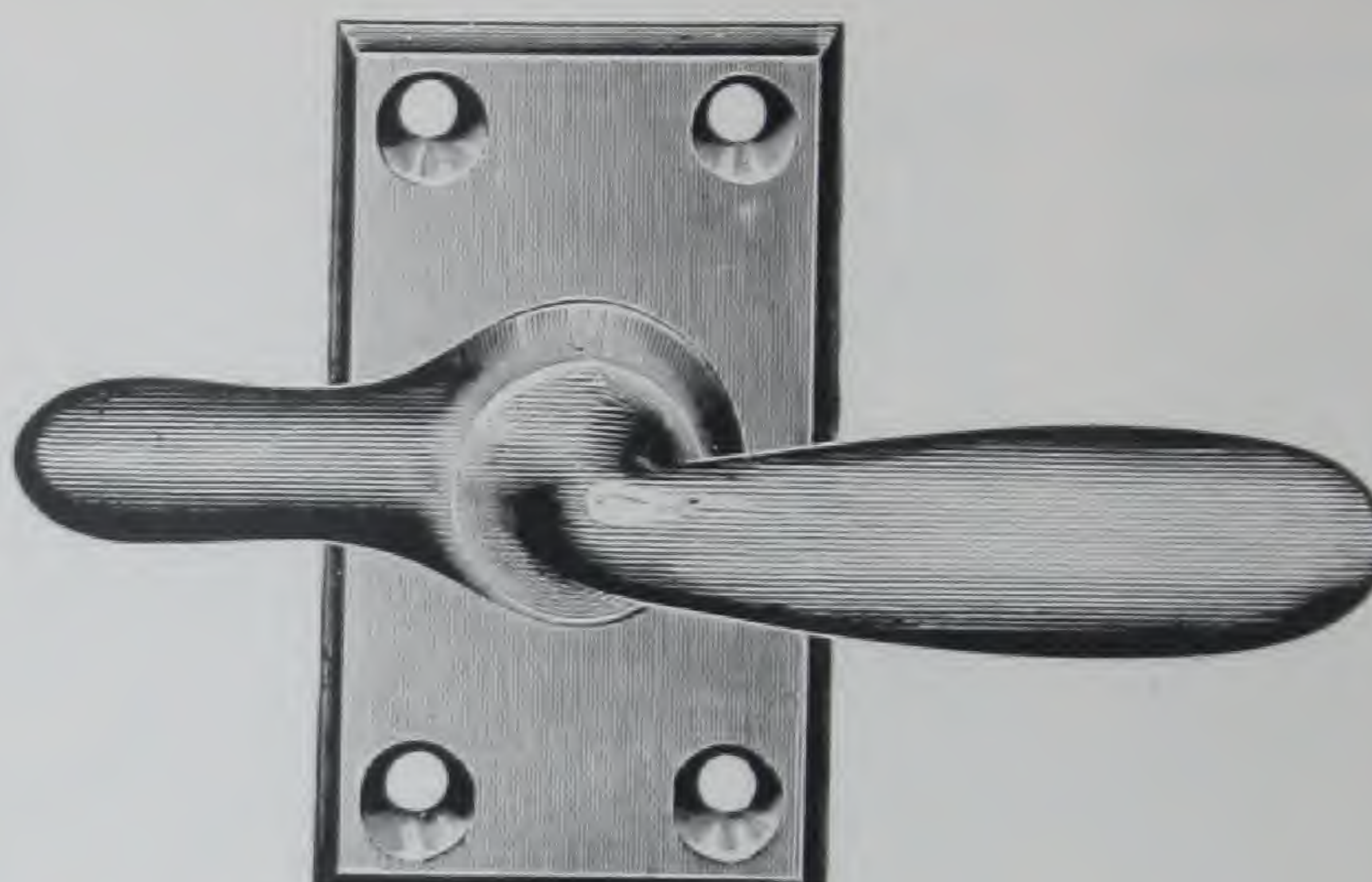
**CASEMENT WINDOW FASTENERS**



Rim Strike.



Surface Strike.



Full size cuts.



Mortise Strike.

Requires but one inch space between Sash and Screen.

*ALWAYS SPECIFY STRIKE WANTED*

No.		<b>CAST IRON, BURNISHED</b>									
20631	Bronzed	.	.	.	.	.	.	.	.	.	.
20636	Dead Black	.	.	.	.	.	.	.	.	.	.
20637	Dull Brass	.	.	.	.	.	.	.	.	.	.
20639	Antique Copper	.	.	.	.	.	.	.	.	.	.
20639 <sup>1</sup> / <sub>4</sub>	Brass Plated	.	.	.	.	.	.	.	.	.	.
20639 <sup>3</sup> / <sub>4</sub>	Bronze Plated	.	.	.	.	.	.	.	.	.	.
20641	Antique Brass	.	.	.	.	.	.	.	.	.	.
20641 <sup>1</sup> / <sub>2</sub>	Antique Brass, Sanded	.	.	.	.	.	.	.	.	.	.
20646	Bower Barffed	.	.	.	.	.	.	.	.	.	.
20663 <sup>1</sup> / <sub>2</sub>	Antique Brass, Sanded, Medium Color, Not Shaded	.	.	.	.	.	.	.	.	.	.

		<b>CAST IRON, POLISHED</b>									
20633 <sup>1</sup> / <sub>4</sub>	Brass Plated	.	.	.	.	.	.	.	.	.	.
20633 <sup>1</sup> / <sub>2</sub>	Bronze Plated	.	.	.	.	.	.	.	.	.	.
20640	Nickel Plated	.	.	.	.	.	.	.	.	.	.
20643	Dull Brass	.	.	.	.	.	.	.	.	.	.
20647	Antique Brass	.	.	.	.	.	.	.	.	.	.
20647 <sup>1</sup> / <sub>2</sub>	Antique Brass, Sanded	.	.	.	.	.	.	.	.	.	.
20648	Bower Barffed	.	.	.	.	.	.	.	.	.	.
20649	Antique Copper	.	.	.	.	.	.	.	.	.	.
20673 <sup>1</sup> / <sub>2</sub>	Antique Brass, Sanded, Medium Color, Not Shaded	.	.	.	.	.	.	.	.	.	.


		<b>CAST BRONZE, POLISHED</b>									
20634	Highly Finished	.	.	.	.	.	.	.	.	.	.
20638	Statuary Bronze	.	.	.	.	.	.	.	.	.	.
20642	Nickel Plated	.	.	.	.	.	.	.	.	.	.
20650	Antique Copper	.	.	.	.	.	.	.	.	.	.

		<b>CAST BRASS, POLISHED</b>									
20635	Highly Finished	.	.	.	.	.	.	.	.	.	.
20651	Dull Brass	.	.	.	.	.	.	.	.	.	.
20652	Antique Brass	.	.	.	.	.	.	.	.	.	.
20652 <sup>1</sup> / <sub>2</sub>	Antique Brass, Sanded	.	.	.	.	.	.	.	.	.	.
20683 <sup>1</sup> / <sub>2</sub>	Antique Brass, Sanded, Medium Color, Not Shaded	.	.	.	.	.	.	.	.	.	.

Packed with screws, one dozen in box.



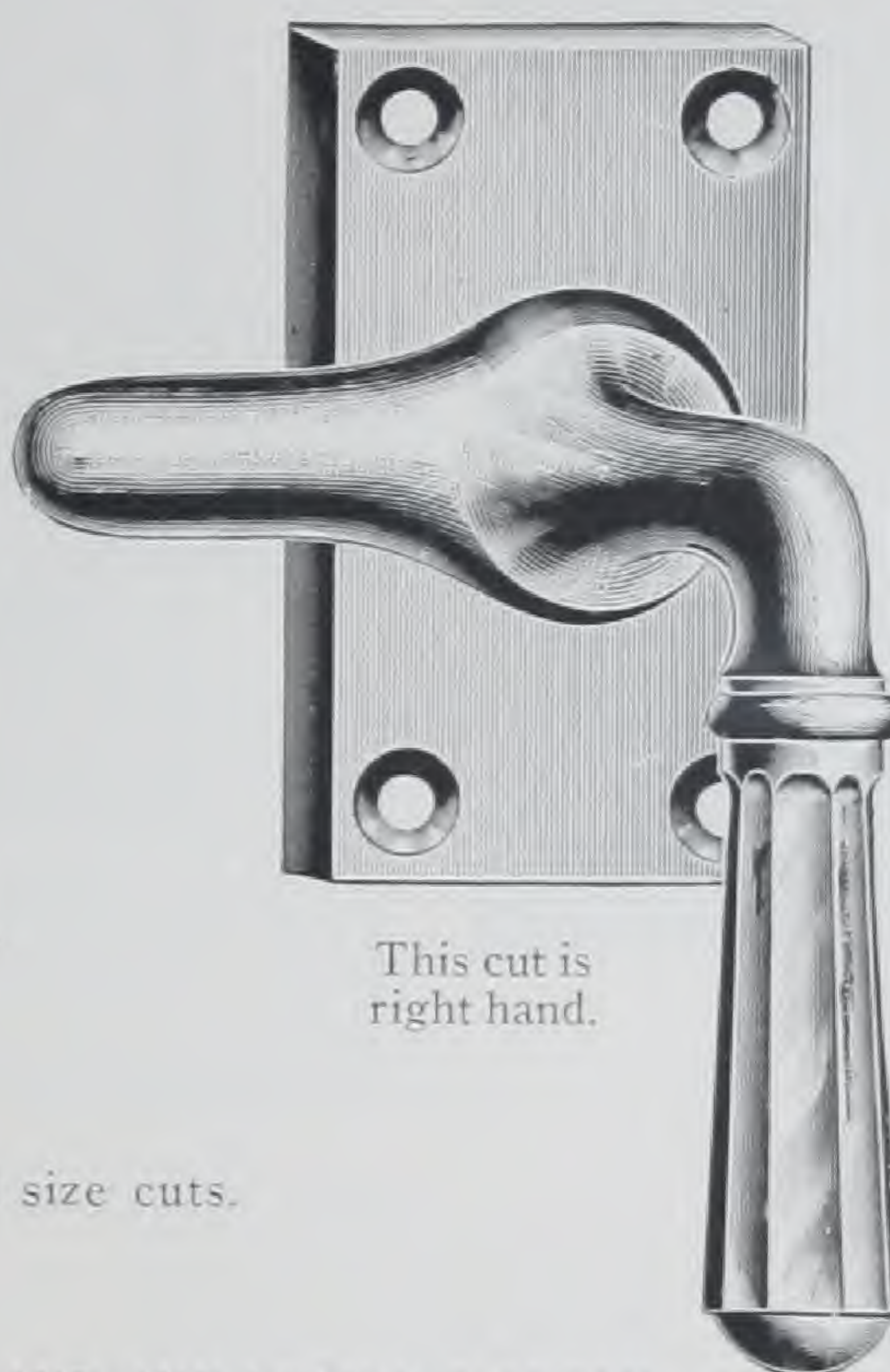
## CASEMENT WINDOW FASTENERS



Rim Strike.



Surface Strike.



This cut is right hand.



Mortise Strike.

Full size cuts.

*ALWAYS SPECIFY HAND AND STRIKE WANTED*

No.		CAST BRONZE, POLISHED
06734	Highly Finished	. . . . .
06738	Statuary Bronze	. . . . .
06742	Nickel Plated	. . . . .
06750	Antique Copper	. . . . .


		CAST BRASS, POLISHED
06735	Highly Finished	. . . . .
06751	Dull Brass	. . . . .
06752	Antique Brass	. . . . .
06752½	Antique Brass, Sanded	. . . . .
06783½	Antique Brass, Sanded, Medium Color, Not Shaded	. . . . .

Packed with screws, one dozen in box.


*This Fastener can also be furnished with handle in line with sweep, making it reversible. When wanted in this way prefix X to above numbers. Prices same as regular goods.*



## CASEMENT WINDOW FASTENERS



Rim Strike.



Full size cuts.



Mortise Strike.

*ALWAYS SPECIFY STRIKE WANTED*


No.		CAST IRON, BURNISHED
6831	Bronzed	
6836	Dead Black	
6837	Dull Brass	
6839	Antique Copper	
6839¼	Brass Plated	
6839¾	Bronze Plated	
6841	Antique Brass	
6841½	Antique Brass, Sanded	
6846	Bower Barffed	
6863½	Antique Brass, Sanded, Medium Color, Not Shaded	
		CAST IRON, POLISHED
6833¼	Brass Plated	
6833½	Bronze Plated	
6840	Nickel Plated	
6843	Dull Brass	
6847	Antique Brass	
6847½	Antique Brass, Sanded	
6848	Bower Barffed	
6849	Antique Copper	
6873½	Antique Brass, Sanded, Medium Color, Not Shaded	
		CAST BRONZE, POLISHED
6834	Highly Finished	
6838	Statuary Bronze	
6842	Nickel Plated	
6850	Antique Copper	
		CAST BRASS, POLISHED
6835	Highly Finished	
6851	Dull Brass	
6852	Antique Brass	
6852½	Antique Brass, Sanded	
6883½	Antique Brass, Sanded, Medium Color, Not Shaded	

Furnished with Surface Strike when so ordered.


Packed with screws, one dozen in box.




## CASEMENT WINDOW FASTENERS



Full size cuts.



Surface Strike.



Rim Strike.



Mortise Strike.

ALWAYS SPECIFY STRIKE WANTED  
**CAST IRON, POLISHED**

No.	02048	Bower Barffed	.....
-----	-------	---------------	-------

**CAST BRONZE, POLISHED**

02034	Highly Finished	.....
02038	Statuary Bronze	.....
02042	Nickel Plated	.....
02050	Antique Copper	.....

**CAST BRASS, POLISHED**

02035	Highly Finished	.....
02051	Dull Brass	.....
02052	Antique Brass	.....
02052½	Antique Brass, Sanded	.....
02083½	Antique Brass, Sanded, Medium Color, Not Shaded	.....

Packed with screws, one dozen in box.

**CASEMENT WINDOW FASTENERS**



*ALWAYS SPECIFY HAND AND STRIKE WANTED*

		<b>CAST BRONZE, POLISHED</b>	
No.			
9634	Highly Finished	.	.
9638	Statuary Bronze	.	.
9642	Nickel Plated	.	.
9650	Antique Copper	.	.
		<b>CAST BRASS, POLISHED</b>	
9635	Highly Finished	.	.
9651	Dull Brass	.	.
9652	Antique Brass	.	.
9652½	Antique Brass, Sanded	.	.
9683½	Antique Brass, Sanded, Medium Color, Not Shaded	.	.

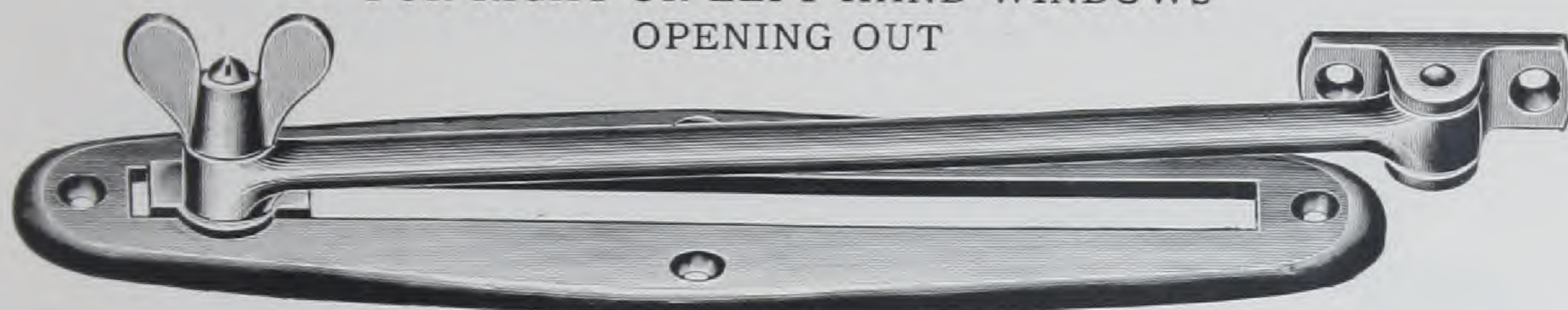
Packed with screws, one dozen in box.



# IMPROVED CASEMENT ADJUSTERS

PATENTED

FOR RIGHT OR LEFT HAND WINDOWS  
OPENING OUT



Not full size cut.

This Improved Casement Adjuster is so constructed that the Lock Plate slides freely in slot of Sill Plate, without turning or binding, and in tightening the Wing Nut, a positive grip is secured.

### CAST IRON, BURNISHED

No.	PLATE BAR	1½ x 8¾ IN. 8 INCH	1½ x 10¾ IN. 10 INCH	1½ x 12¾ IN. 12 INCH
7431	Bronzed			
7436	Dead Black			
7437	Dull Brass			
7439	Antique Copper			
7439¼	Brass Plated			
7439¾	Bronze Plated			
7441	Antique Brass			
7441½	Antique Brass, Sanded			
7446	Bower Barffed			
7463½	Antique Brass, Sanded, Medium Color, Not Shaded			

### CAST IRON, POLISHED

7433¼	Brass Plated			
7433½	Bronze Plated			
7440	Nickel Plated			
7443	Dull Brass			
7447	Antique Brass			
7447½	Antique Brass, Sanded			
7448	Bower Barffed			
7449	Antique Copper			
7473½	Antique Brass, Sanded, Medium Color, Not Shaded			

### CAST BRONZE, POLISHED

7434	Highly Finished			
7438	Statuary Bronze			
7442	Nickel Plated			
7450	Antique Copper			

### CAST BRASS, POLISHED

7435	Highly Finished			
7451	Dull Brass			
7452	Antique Brass			
7452½	Antique Brass, Sanded			
7483½	Antique Brass, Sanded, Medium Color, Not Shaded			

Furnished with square edge plate one inch wide in 8 inch and 10 inch lengths, brass and bronze metal only (when so ordered), at same price. Designate by prefixing an "0" to above numbers.

Packed with screws, one-half dozen in box.



## CASEMENT ADJUSTERS

FOR RIGHT OR LEFT HAND WINDOWS OPENING OUT



Not full size cut.

### CAST IRON, BURNISHED, WROUGHT STEEL ROD

No.		DIAMETER OF RODS $\frac{1}{8}$ INCH	LENGTH	
			9 INCH	12 INCH
7331	Bronzed			
7336	Dead Black			
7337	Dull Brass			
7339	Antique Copper			
7339 $\frac{1}{4}$	Brass Plated			
7339 $\frac{3}{4}$	Bronze Plated			
7341	Antique Brass			
7341 $\frac{1}{2}$	Antique Brass, Sanded			
7346	Bower Barffed			
7363 $\frac{1}{2}$	Antique Brass, Sanded, Medium Color, Not Shaded			
7370	Electro Galvanized			

### CAST IRON, POLISHED, WROUGHT STEEL ROD

7333 $\frac{1}{4}$	Brass Plated			
7333 $\frac{1}{2}$	Bronze Plated			
7340	Nickel Plated			
7343	Dull Brass			
7347	Antique Brass			
7347 $\frac{1}{2}$	Antique Brass, Sanded			
7348	Bower Barffed			
7349	Antique Copper			
7373 $\frac{1}{2}$	Antique Brass, Sanded, Medium Color, Not Shaded			

### CAST BRONZE, POLISHED, WROUGHT BRONZE ROD

7334	Highly Finished			
7338	Statuary Bronze			
7342	Nickel Plated			
7350	Antique Copper			

### CAST BRASS, POLISHED, WROUGHT BRASS ROD

7335	Highly Finished			
7351	Dull Brass			
7352	Antique Brass			
7352 $\frac{1}{4}$	Antique Brass, Sanded			
7383 $\frac{1}{2}$	Antique Brass, Sanded, Medium Color, Not Shaded			

Furnished with  $\frac{3}{8}$  inch rods when so ordered.


Price on application.

Packed with screws, one-half dozen in box.

**IVES**

## CASEMENT ADJUSTERS

FOR RIGHT OR LEFT HAND WINDOWS OPENING OUT



Not full size cut.

### CAST IRON, BURNISHED, WROUGHT STEEL ROD

No.	DIAMETER OF ROD, $\frac{3}{8}$ INCH	LENGTH		
		10 INCH	12 INCH	15 INCH
7131	Bronzed			
7132	Copper Bronzed			
7136	Dead Black			
7137	Dull Brass			
7139	Antique Copper			
7139 $\frac{1}{4}$	Brass Plated			
7139 $\frac{3}{4}$	Bronze Plated			
7141	Antique Brass			
7141 $\frac{1}{2}$	Antique Brass, Sanded			
7146	Bower Barffed			
7163 $\frac{1}{2}$	Antique Brass, Sanded, Medium Color, Not Shaded			
7170	Electro Galvanized			

### CAST IRON, POLISHED, WROUGHT STEEL ROD

7133 $\frac{1}{4}$	Brass Plated			
7133 $\frac{1}{2}$	Bronze Plated			
7140	Nickel Plated			
7143	Dull Brass			
7147	Antique Brass			
7147 $\frac{1}{2}$	Antique Brass, Sanded			
7148	Bower Barffed			
7149	Antique Copper			
7173 $\frac{1}{2}$	Antique Brass, Sanded, Medium Color, Not Shaded			

### CAST BRONZE, POLISHED, WROUGHT BRONZE ROD

7134	Highly Finished			
7138	Statuary Bronze			
7142	Nickel Plated			
7150	Antique Copper			

### CAST BRASS, POLISHED, WROUGHT BRASS ROD


7135	Highly Finished			
7151	Dull Brass			
7152	Antique Brass			
7152 $\frac{1}{2}$	Antique Brass, Sanded			
7183 $\frac{1}{2}$	Antique Brass, Sanded, Medium Color, Not Shaded			

Packed with screws, one-half dozen in box.



## CASEMENT ADJUSTERS

FOR RIGHT OR LEFT HAND WINDOWS OPENING IN



Not full size cut.

### CAST IRON, BURNISHED, WROUGHT STEEL ROD

No.	DIAMETER OF ROD, 3/8 INCH	LENGTH		
		10 INCH	12 INCH	15 INCH
7231	Bronzed			
7232	Copper Bronzed			
7236	Dead Black			
7237	Dull Brass			
7239	Antique Copper			
7239 1/4	Brass Plated			
7239 3/4	Bronze Plated			
7241	Antique Brass			
7241 1/2	Antique Brass, Sanded			
7246	Bower Barffed			
7263 1/2	Antique Brass, Sanded, Medium Color, Not Shaded			

### CAST IRON, POLISHED, WROUGHT STEEL ROD

7233 1/4	Brass Plated			
7233 1/2	Bronze Plated			
7240	Nickel Plated			
7243	Dull Brass			
7247	Antique Brass			
7247 1/2	Antique Brass, Sanded			
7248	Bower Barffed			
7249	Antique Copper			
7273 1/2	Antique Brass, Sanded, Medium Color, Not Shaded			

### CAST BRONZE, POLISHED, WROUGHT BRONZE ROD


7234	Highly Finished			
7238	Statuary Bronze			
7242	Nickel Plated			
7250	Antique Copper			

### CAST BRASS, POLISHED, WROUGHT BRASS ROD

7235	Highly Finished			
7251	Dull Brass			
7252	Antique Brass			
7252 1/2	Antique Brass, Sanded			
7283 1/2	Antique Brass, Sanded, Medium Color, Not Shaded			

Packed with screws, one-half dozen in box.




**IVES**

## CASEMENT ADJUSTERS

FOR RIGHT OR LEFT HAND WINDOWS OPENING IN



Not full size cut.

### CAST IRON, BURNISHED, WROUGHT STEEL ROD

No.		DIAMETER OF ROD, $\frac{3}{8}$ INCH	LENGTH		
			10 INCH	12 INCH	15 INCH
7531	Bronzed . . . . .				
7532	Copper Bronzed . . . . .				
7536	Dead Black . . . . .				
7537	Dull Brass . . . . .				
7539	Antique Copper . . . . .				
7539 $\frac{1}{4}$	Brass Plated . . . . .				
7539 $\frac{3}{4}$	Bronze Plated . . . . .				
7541	Antique Brass . . . . .				
7541 $\frac{1}{2}$	Antique Brass, Sanded . . . . .				
7546	Bower Barffed . . . . .				
7563 $\frac{1}{2}$	Antique Brass, Sanded, Medium Color, Not Shaded . . . . .				

### CAST IRON, POLISHED, WROUGHT STEEL ROD

7533 $\frac{1}{4}$	Brass Plated . . . . .				
7533 $\frac{1}{2}$	Bronze Plated . . . . .				
7540	Nickel Plated . . . . .				
7543	Dull Brass . . . . .				
7547	Antique Brass . . . . .				
7547 $\frac{1}{2}$	Antique Brass, Sanded . . . . .				
7548	Bower Barffed . . . . .				
7549	Antique Copper . . . . .				
7573 $\frac{1}{2}$	Antique Brass, Sanded, Medium Color, Not Shaded . . . . .				

### CAST BRONZE, POLISHED, WROUGHT BRONZE ROD

7534	Highly Finished . . . . .				
7538	Statuary Bronze . . . . .				
7542	Nickel Plated . . . . .				
7550	Antique Copper . . . . .				

### CAST BRASS, POLISHED, WROUGHT BRASS ROD


7535	Highly Finished . . . . .				
7551	Dull Brass . . . . .				
7552	Antique Brass . . . . .				
7552 $\frac{1}{2}$	Antique Brass, Sanded . . . . .				
7583 $\frac{1}{2}$	Antique Brass, Sanded, Medium Color, Not Shaded . . . . .				

Packed with screws, one-half dozen in box.



## CASEMENT ADJUSTERS

FOR RIGHT OR LEFT HAND WINDOWS OPENING IN



Not full size cut.

### CAST BRONZE, POLISHED

No.		WROUGHT ROD $\frac{1}{4}$ x $\frac{1}{2}$ INCH	LENGTH		
			10 INCH	12 INCH	15 INCH
8634	Highly Finished . . . . .				
8638	Statuary Bronze . . . . .				
8642	Nickel Plated . . . . .				
8650	Antique Copper . . . . .				

### CAST BRASS, POLISHED

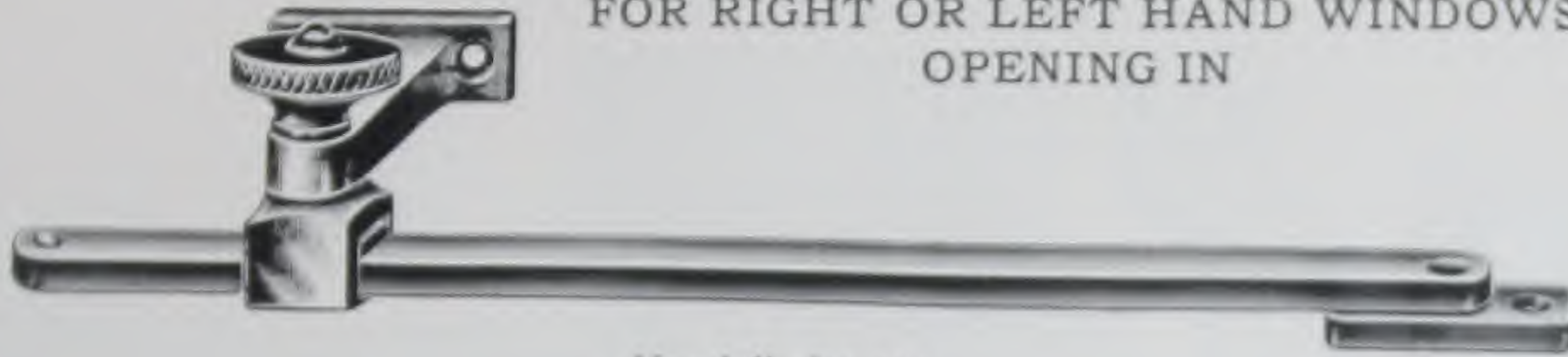
8635	Highly Finished . . . . .
8651	Dull Brass . . . . .
8652	Antique Brass . . . . .
8652 $\frac{1}{2}$	Antique Brass, Sanded . . . . .
8683 $\frac{1}{2}$	Antique Brass, Sanded, Medium Color, Not Shaded . . . . .

Packed with screws, one-half dozen in box.



## CASEMENT ADJUSTERS

FOR RIGHT OR LEFT HAND WINDOWS  
OPENING IN



Not full size cut.

**CAST BRONZE, POLISHED**

Rod  $\frac{1}{4} \times \frac{1}{2}$  INCH

LENGTH  
10 INCH    12 INCH    15 INCH

No.									
8534	Highly Finished	.	.	.	.	.	.	.	.
8538	Statuary Bronze	.	.	.	.	.	.	.	.
8542	Nickel Plated	.	.	.	.	.	.	.	.
8550	Antique Copper	.	.	.	.	.	.	.	.


**CAST BRASS, POLISHED**

8535	Highly Finished	.	.	.	.	.	.	.	.
8551	Dull Brass	.	.	.	.	.	.	.	.
8552	Antique Brass	.	.	.	.	.	.	.	.
8552 $\frac{1}{2}$	Antique Brass, Sanded	.	.	.	.	.	.	.	.
8583 $\frac{1}{2}$	Antique Brass, Sanded, Medium Color, Not Shaded	.	.	.	.	.	.	.	.

Packed with screws, one-half dozen in box.

## FRICTION CASEMENT ADJUSTERS

WROUGHT METAL



Not full size cut.

This Adjuster is made of solid drawn tubing, has a non-corrosive metallic sleeve assembled inside the knurled nut. Any desired friction may be obtained by a slight turn of the nut. Adjustments can be made without tools, either before or after the adjuster is applied. Will hold window in any position.

**WROUGHT STEEL TUBE, BRASS ROD AND NUT**

No.		DIAMETER OF TUBE, $\frac{1}{2}$ INCH	LENGTH
8770	Electro Galvanized	.	10 INCH

**WROUGHT BRASS TUBE, ROD AND NUT**

8735	Highly Finished	.	.	.	.	.	.	.	.
8751	Dull Brass	.	.	.	.	.	.	.	.
8742	Nickel Plated	.	.	.	.	.	.	.	.


**WROUGHT BRASS TUBE, ROD AND NUT**

For Extra Large and Heavy Windows

		DIAMETER OF TUBE, $\frac{3}{8}$ INCH	LENGTH
8835	Highly Finished	.	12 INCH
8851	Dull Brass	.	
8842	Nickel Plated	.	

Packed with screws, one in package, one dozen in box.

**TRANSOM CATCHES**



Universal Strike.

Rim Strike.

Full size cuts.

Mortise Strike.

*ALWAYS SPECIFY STRIKE WANTED*

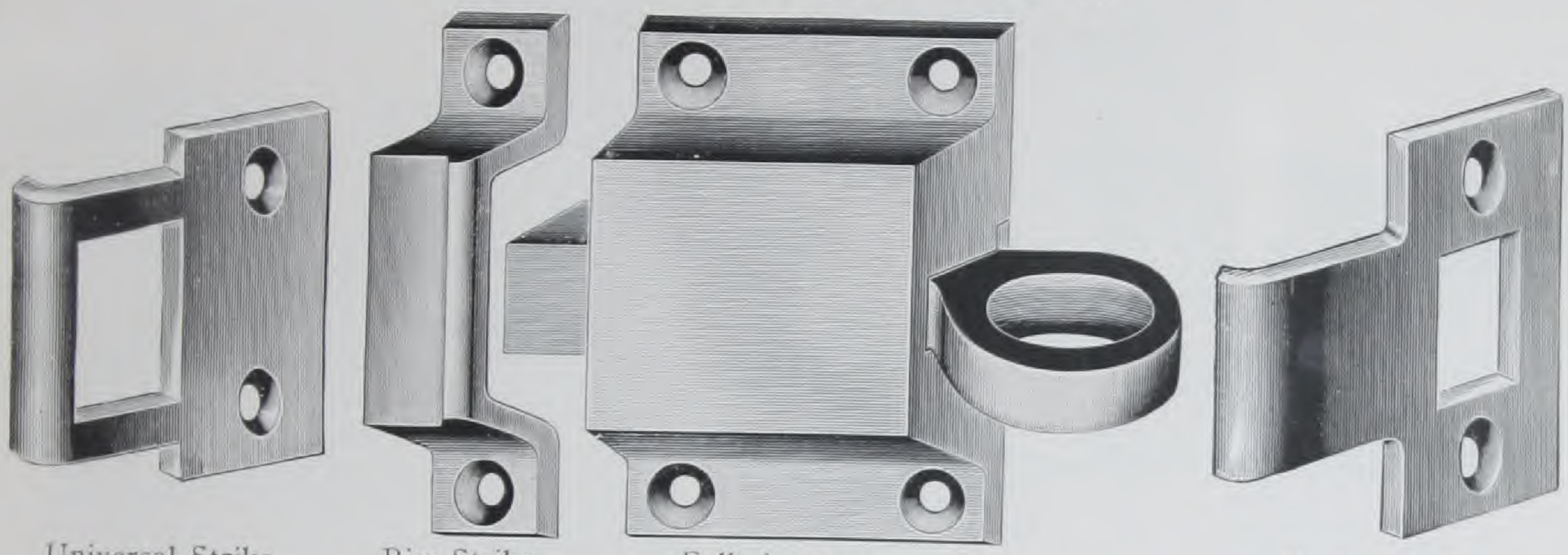
No.		CAST IRON, BURNISHED
02931	Bronzed	
02936	Dead Black	
02937	Dull Brass	
02939	Antique Copper	
02939 1/4	Brass Plated	
02939 3/4	Bronze Plated	
02941	Antique Brass	
02941 1/2	Antique Brass, Sanded	
02946	Bower Barffed	
02963 1/2	Antique Brass, Sanded, Medium Color, Not Shaded	
		<b>CAST IRON, POLISHED</b>
02933 1/4	Brass Plated	
02933 1/2	Bronze Plated	
02940	Nickel Plated	
02943	Dull Brass	
02947	Antique Brass	
02947 1/2	Antique Brass, Sanded	
02948	Bower Barffed	
02949	Antique Copper	
02973 1/2	Antique Brass, Sanded, Medium Color, Not Shaded	
		<b>CAST BRONZE, POLISHED</b>
02934	Highly Finished	
02938	Statuary Bronze	
02942	Nickel Plated	
02950	Antique Copper	
		<b>CAST BRASS, POLISHED</b>
02935	Highly Finished	
02951	Dull Brass	
02952	Antique Brass	
02952 1/2	Antique Brass, Sanded	
02983 1/2	Antique Brass, Sanded, Medium Color, Not Shaded	

Furnished with reverse bevel latch and angle strike when so ordered.

Packed with screws, one dozen in box.



## TRANSOM CATCHES



Universal Strike.

Rim Strike.

Full size cuts.

Mortise Strike.

*ALWAYS SPECIFY STRIKE WANTED*

No.		<b>CAST IRON, BURNISHED</b>
2931	Bronzed	
2936	Dead Black	
2937	Dull Brass	
2939	Antique Copper	
2939 <sup>1</sup> / <sub>4</sub>	Brass Plated	
2939 <sup>3</sup> / <sub>4</sub>	Bronze Plated	
2941	Antique Brass	
2941 <sup>1</sup> / <sub>2</sub>	Antique Brass, Sanded	
2946	Bower Barffed	
2963 <sup>1</sup> / <sub>2</sub>	Antique Brass, Sanded, Medium Color, Not Shaded	

		<b>CAST IRON, POLISHED</b>
2933 <sup>1</sup> / <sub>4</sub>	Brass Plated	
2933 <sup>1</sup> / <sub>2</sub>	Bronze Plated	
2940	Nickel Plated	
2943	Dull Brass	
2947	Antique Brass	
2947 <sup>1</sup> / <sub>2</sub>	Antique Brass, Sanded	
2948	Bower Barffed	
2949	Antique Copper	
2973 <sup>1</sup> / <sub>2</sub>	Antique Brass, Sanded, Medium Color, Not Shaded	

		<b>CAST BRONZE, POLISHED</b>
2934	Highly Finished	
2938	Statuary Bronze	
2942	Nickel Plated	
2950	Antique Copper	


		<b>CAST BRASS, POLISHED</b>
2935	Highly Finished	
2951	Dull Brass	
2952	Antique Brass	
2952 <sup>1</sup> / <sub>2</sub>	Antique Brass, Sanded	
2983 <sup>1</sup> / <sub>2</sub>	Antique Brass, Sanded, Medium Color, Not Shaded	

Furnished with reverse bevel latch and angle strike when so ordered.

Packed with screws, one dozen in box.



## TRANSOM CATCHES



Universal Strike.

Rim Strike.

Full size cuts.

Mortise Strike.


*ALWAYS SPECIFY STRIKE WANTED*

No.		CAST IRON, BURNISHED
3031	Bronzed	
3036	Dead Black	
3037	Dull Brass	
3039	Antique Copper	
3039 <sup>1</sup> / <sub>4</sub>	Brass Plated	
3039 <sup>3</sup> / <sub>4</sub>	Bronze Plated	
3041	Antique Brass	
3041 <sup>1</sup> / <sub>2</sub>	Antique Brass, Sanded	
3046	Bower Barffed	
3063 <sup>1</sup> / <sub>2</sub>	Antique Brass, Sanded, Medium Color, Not Shaded	
		CAST IRON, POLISHED
3033 <sup>1</sup> / <sub>4</sub>	Brass Plated	
3033 <sup>1</sup> / <sub>2</sub>	Bronze Plated	
3040	Nickel Plated	
3043	Dull Brass	
3047	Antique Brass	
3047 <sup>1</sup> / <sub>2</sub>	Antique Brass, Sanded	
3048	Bower Barffed	
3049	Antique Copper	
3073 <sup>1</sup> / <sub>2</sub>	Antique Brass, Sanded, Medium Color, Not Shaded	
		CAST BRONZE, POLISHED
3034	Highly Finished	
3038	Statuary Bronze	
3042	Nickel Plated	
3050	Antique Copper	
		CAST BRASS, POLISHED
3035	Highly Finished	
3051	Dull Brass	
3052	Antique Brass	
3052 <sup>1</sup> / <sub>2</sub>	Antique Brass, Sanded	
3083 <sup>1</sup> / <sub>2</sub>	Antique Brass, Sanded, Medium Color, Not Shaded	

Furnished with reverse bevel latch and angle strike when so ordered.

Packed with screws, one dozen in box.

**TRANSOM CATCHES**



Rim Strike.

Universal Strike.

Full size cuts.

Mortise Strike.

*ALWAYS SPECIFY STRIKE WANTED*

No.		<b>CAST IRON, BURNISHED</b>
8131	Bronzed	
8136	Dead Black	
8137	Dull Brass	
8139	Antique Copper	
8139 <sup>1</sup> / <sub>4</sub>	Brass Plated	
8139 <sup>3</sup> / <sub>4</sub>	Bronze Plated	
8141	Antique Brass	
8141 <sup>1</sup> / <sub>2</sub>	Antique Brass, Sanded	
8146	Bower Barffed	
8163 <sup>1</sup> / <sub>2</sub>	Antique Brass, Sanded, Medium Color, Not Shaded	

		<b>CAST IRON, POLISHED</b>
8133 <sup>1</sup> / <sub>4</sub>	Brass Plated	
8133 <sup>1</sup> / <sub>2</sub>	Bronze Plated	
8140	Nickel Plated	
8143	Dull Brass	
8147	Antique Brass	
8147 <sup>1</sup> / <sub>2</sub>	Antique Brass, Sanded	
8148	Bower Barffed	
8149	Antique Copper	
8173 <sup>1</sup> / <sub>2</sub>	Antique Brass, Sanded, Medium Color, Not Shaded	


		<b>CAST BRONZE, POLISHED</b>
8134	Highly Finished	
8138	Statuary Bronze	
8142	Nickel Plated	
8150	Antique Copper	

		<b>CAST BRASS, POLISHED</b>
8135	Highly Finished	
8151	Dull Brass	
8152	Antique Brass	
8152 <sup>1</sup> / <sub>2</sub>	Antique Brass, Sanded	
8183 <sup>1</sup> / <sub>2</sub>	Antique Brass, Sanded, Medium Color, Not Shaded	

Furnished with reverse bevel latch and angle strike when so ordered.

Packed with screws, one dozen in box

**TRANSOM CATCHES**



Kim Strike.

Full size cuts.

Universal Strike.

Mortise Strike

*ALWAYS SPECIFY STRIKE WANTED*

**CAST IRON, BURNISHED**

No.	Finish	
3131	Bronzed	
3136	Dead Black	
3137	Dull Brass	
3139	Antique Copper	
3139 $\frac{1}{4}$	Brass Plated	
3139 $\frac{3}{4}$	Bronze Plated	
3141	Antique Brass	
3141 $\frac{1}{2}$	Antique Brass, Sanded	
3146	Bower Barffed	
3163 $\frac{1}{2}$	Antique Brass, Sanded, Medium Color, Not Shaded	

**CAST IRON, POLISHED**

3133 $\frac{1}{4}$	Brass Plated	
3133 $\frac{3}{4}$	Bronze Plated	
3140	Nickel Plated	
3143	Dull Brass	
3147	Antique Brass	
3147 $\frac{1}{2}$	Antique Brass, Sanded	
3148	Bower Barffed	
3149	Antique Copper	
3173 $\frac{1}{2}$	Antique Brass, Sanded, Medium Color, Not Shaded	

**CAST BRONZE, POLISHED**

3134	Highly Finished	
3138	Statuary Bronze	
3142	Nickel Plated	
3150	Antique Copper	

**CAST BRASS, POLISHED**

3135	Highly Finished	
3151	Dull Brass	
3152	Antique Brass	
3152 $\frac{1}{2}$	Antique Brass, Sanded	
3183 $\frac{1}{2}$	Antique Brass, Sanded, Medium Color, Not Shaded	


Furnished with reverse bevel latch and angle strike when so ordered.

Packed with screws, one dozen in box.






# EASY SPRING TRANSOM CATCHES




Universal Strike.



Rim Strike.

Full size cuts.



Mortise Strike.

*ALWAYS SPECIFY STRIKE WANTED*

The Latch works independently of the ring and is controlled by separate spring. Latch can be reversed, making it reverse bevel.

No.	CAST BRONZE, POLISHED
3134	Highly Finished . . . . .
3138	Statuary Bronze . . . . .
3142	Nickel Plated . . . . .
3150	Antique Copper . . . . .

No.	CAST BRASS, POLISHED
3135	Highly Finished . . . . .
3151	Dull Brass . . . . .
3152	Antique Brass . . . . .
3152½	Antique Brass, Sanded . . . . .
3183½	Antique Brass, Sanded, Medium Color, Not Shaded . . . . .

Packed with screws, one dozen in box.

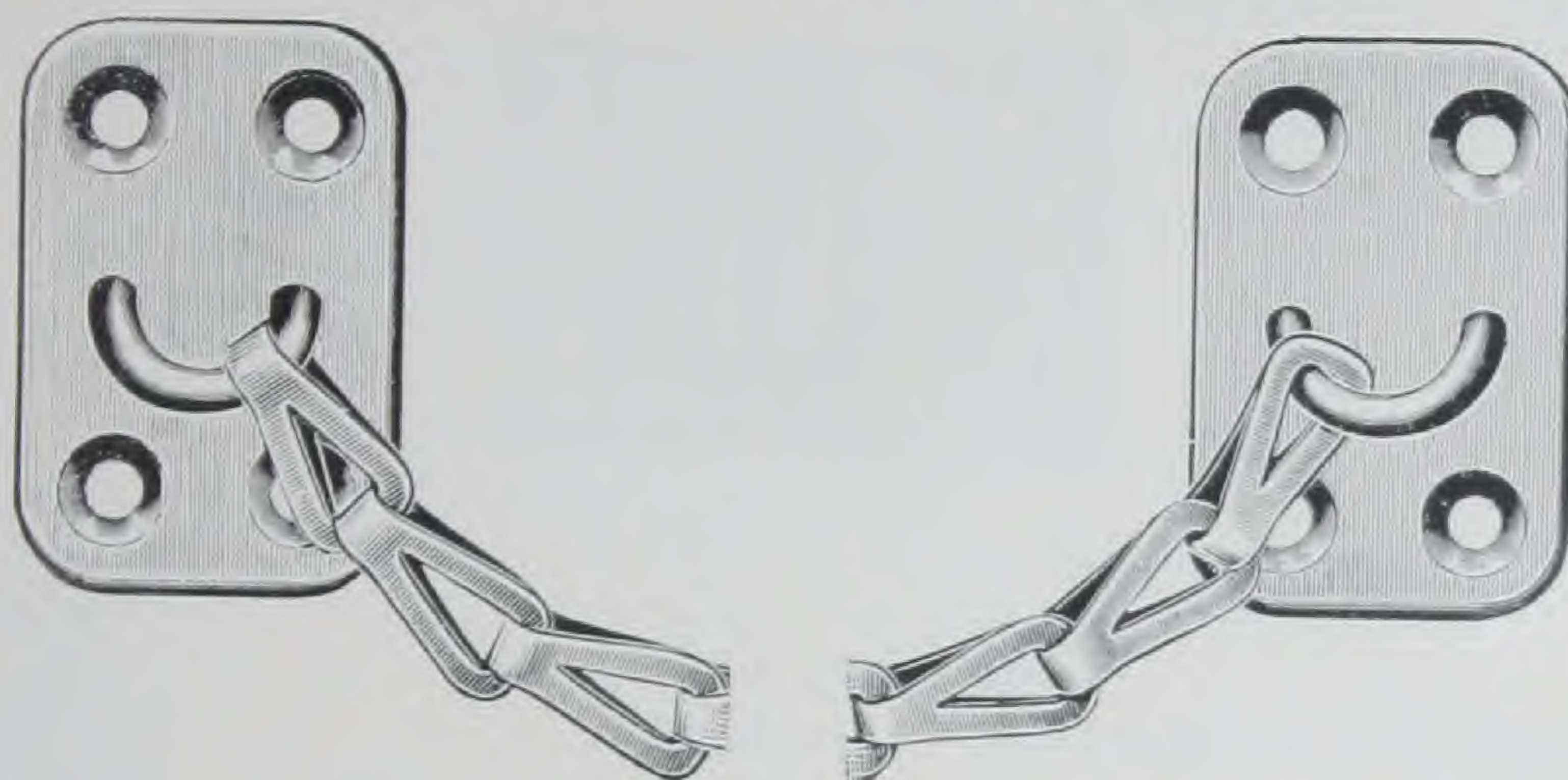
[BLANK PAGE]



CCA



## TRANSOM CHAINS



### WROUGHT STEEL

No.		CHAIN	10 INCH	12 INCH	15 INCH	18 INCH
8231	Bronzed					
8236	Dead Black					
8237	Dull Brass					
8239	Antique Copper					
8239 <sup>1</sup> / <sub>4</sub>	Brass Plated					
8239 <sup>3</sup> / <sub>4</sub>	Bronze Plated					
8241	Antique Brass					
8241 <sup>1</sup> / <sub>2</sub>	Antique Brass, Sanded					
8246	Bower Barffed					
8260	Nickel Plated					
8263 <sup>1</sup> / <sub>2</sub>	Antique Brass, Sanded, Medium Color, Not Shaded					
8270	Electro Galvanized					

### BRONZE METAL

8234	Highly Finished					
8238	Statuary Bronze					
8242	Nickel Plated					
8250	Antique Copper					


### BRASS METAL

8235	Highly Finished					
8251	Dull Brass					
8252	Antique Brass					
8252 <sup>1</sup> / <sub>2</sub>	Antique Brass, Sanded					
8283 <sup>1</sup> / <sub>2</sub>	Antique Brass, Sanded, Medium Color, Not Shaded					

Furnished with Snap when so ordered.  
Price on application.

Packed with screws, one dozen in box.

**TRANSOM EYES**



Full size cut.

No.	CAST IRON, BURNISHED
32031	Bronzed . . . . .
32036	Dead Black . . . . .
32037	Dull Brass . . . . .
32039	Antique Copper . . . . .
32039 <sup>1</sup> / <sub>4</sub>	Brass Plated . . . . .
32039 <sup>3</sup> / <sub>4</sub>	Bronze Plated . . . . .
32041	Antique Brass . . . . .
32041 <sup>1</sup> / <sub>2</sub>	Antique Brass, Sanded . . . . .
32046	Bower Barffed . . . . .
32060	Nickel Plated . . . . .
32063 <sup>1</sup> / <sub>2</sub>	Antique Brass, Sanded, Medium Color, Not Shaded . . . . .

No.	CAST IRON, POLISHED
32033 <sup>1</sup> / <sub>4</sub>	Brass Plated . . . . .
32033 <sup>1</sup> / <sub>2</sub>	Bronze Plated . . . . .
32040	Nickel Plated . . . . .
32043	Dull Brass . . . . .
32047	Antique Brass . . . . .
32047 <sup>1</sup> / <sub>2</sub>	Antique Brass, Sanded . . . . .
32048	Bower Barffed . . . . .
32049	Antique Copper . . . . .
32073 <sup>1</sup> / <sub>2</sub>	Antique Brass, Sanded, Medium Color, Not Shaded . . . . .

No.	CAST BRONZE, POLISHED
32034	Highly Finished . . . . .
32038	Statuary Bronze . . . . .
32042	Nickel Plated . . . . .
32050	Antique Copper . . . . .

No.	CAST BRASS, POLISHED
32035	Highly Finished . . . . .
32051	Dull Brass . . . . .
32052	Antique Brass . . . . .
32052 <sup>1</sup> / <sub>2</sub>	Antique Brass, Sanded . . . . .
32083 <sup>1</sup> / <sub>2</sub>	Antique Brass, Sanded, Medium Color, Not Shaded . . . . .

Packed with screws, one dozen in box



## SASH SOCKETS



Full size cut.

No.	STEEL, POLISHED
1831 S	Bronzed . . . . .
1833 <sup>1</sup> / <sub>4</sub> S	Brass Plated . . . . .
1833 <sup>1</sup> / <sub>2</sub> S	Bronze Plated . . . . .
1840 S	Nickel Plated . . . . .
1843 S	Dull Brass . . . . .
1847 S	Antique Brass . . . . .
1847 <sup>1</sup> / <sub>2</sub> S	Antique Brass, Sanded . . . . .
1848 S	Bower Barffed . . . . .
1849 S	Antique Copper . . . . .
1873 <sup>1</sup> / <sub>2</sub> S	Antique Brass, Sanded, Medium Color, Not Shaded . . . . .

### WROUGHT BRONZE, POLISHED

1834 S	Highly Finished . . . . .
1838 S	Statuary Bronze . . . . .
1842 S	Nickel Plated . . . . .
1850 S	Antique Copper . . . . .

### WROUGHT BRASS, POLISHED

1835 S	Highly Finished . . . . .
1851 S	Dull Brass . . . . .
1852 S	Antique Brass . . . . .
1852 <sup>1</sup> / <sub>2</sub> S	Antique Brass, Sanded . . . . .
1883 <sup>1</sup> / <sub>2</sub> S	Antique Brass, Sanded, Medium Color, Not Shaded . . . . .

Packed with screws, two dozen in box.

## SASH PULL PLATES



Full size cut.

No.	CAST BRONZE, POLISHED
5834	Highly Finished . . . . .
5838	Statuary Bronze . . . . .
5842	Nickel Plated . . . . .
5850	Antique Copper . . . . .


### CAST BRASS, POLISHED

5835	Highly Finished . . . . .
5851	Dull Brass . . . . .
5852	Antique Brass . . . . .
5852 <sup>1</sup> / <sub>2</sub>	Antique Brass, Sanded . . . . .
5883 <sup>1</sup> / <sub>2</sub>	Antique Brass, Sanded, Medium Color, Not Shaded . . . . .

Packed with screws, one dozen in box.



## SASH PULL PLATES



Full size cut.

No.	CAST IRON, BURNISHED
9831	Bronzed . . . . .
9836	Dead Black . . . . .
9837	Dull Brass . . . . .
9839	Antique Copper . . . . .
9839 $\frac{3}{4}$	Brass Plated . . . . .
9839 $\frac{1}{4}$	Bronze Plated . . . . .
9841	Antique Brass . . . . .
9841 $\frac{1}{2}$	Antique Brass, Sanded . . . . .
9846	Bower Barffed . . . . .
9863 $\frac{1}{2}$	Antique Brass, Sanded, Medium Color, Not Shaded . . . . .

No.	CAST IRON, POLISHED
9833 $\frac{3}{4}$	Brass Plated . . . . .
9833 $\frac{1}{2}$	Bronze Plated . . . . .
9840	Nickel Plated . . . . .
9843	Dull Brass . . . . .
9847	Antique Brass . . . . .
9847 $\frac{1}{2}$	Antique Brass, Sanded . . . . .
9848	Bower Barffed . . . . .
9849	Antique Copper . . . . .
9873 $\frac{1}{2}$	Antique Brass, Sanded, Medium Color, Not Shaded . . . . .

No.	CAST BRONZE, POLISHED
9834	Highly Finished . . . . .
9838	Statuary Bronze . . . . .
9842	Nickel Plated . . . . .
9850	Antique Copper . . . . .

No.	CAST BRASS, POLISHED
9835	Highly Finished . . . . .
9851	Dull Brass . . . . .
9852	Antique Brass . . . . .
9852 $\frac{1}{2}$	Antique Brass, Sanded . . . . .
9883 $\frac{1}{2}$	Antique Brass, Sanded, Medium Color, Not Shaded . . . . .

Packed with screws, one dozen in box.

## SASH POLE HANGERS



Full size cut.

No.		CAST IRON, BURNISHED
05831	Bronzed	
05836	Dead Black	
05837	Dull Brass	
05839	Antique Copper	
05839 <sup>1</sup> / <sub>4</sub>	Brass Plated	
05839 <sup>3</sup> / <sub>4</sub>	Bronze Plated	
05841	Antique Brass	
05841 <sup>1</sup> / <sub>2</sub>	Antique Brass, Sanded	
05846	Bower Barffed	
05863 <sup>1</sup> / <sub>2</sub>	Antique Brass, Sanded, Medium Color, Not Shaded	
		CAST IRON, POLISHED
05833 <sup>1</sup> / <sub>4</sub>	Brass Plated	
05833 <sup>1</sup> / <sub>2</sub>	Bronze Plated	
05840	Nickel Plated	
05843	Dull Brass	
05847	Antique Brass	
05847 <sup>1</sup> / <sub>2</sub>	Antique Brass, Sanded	
05848	Bower Barffed	
05849	Antique Copper	
05873 <sup>1</sup> / <sub>2</sub>	Antique Brass, Sanded, Medium Color, Not Shaded	
		CAST BRONZE, POLISHED
05834	Highly Finished	
05838	Statuary Bronze	
05842	Nickel Plated	
05850	Antique Copper	
		CAST BRASS, POLISHED
05835	Highly Finished	
05851	Dull Brass	
05852	Antique Brass	
05852 <sup>1</sup> / <sub>2</sub>	Antique Brass, Sanded	
05883 <sup>1</sup> / <sub>2</sub>	Antique Brass, Sanded, Medium Color, Not Shaded	

Packed with screws, one dozen in box.

## PULL DOWN HOOKS

No.	CAST IRON, BURNISHED
1731	Bronzed . . . . .
1736	Dead Black . . . . .
1737	Dull Brass . . . . .
1739	Antique Copper . . . . .
1739 <sup>1</sup> / <sub>4</sub>	Brass Plated . . . . .
1739 <sup>3</sup> / <sub>4</sub>	Bronze Plated . . . . .
1741	Antique Brass . . . . .
1741 <sup>1</sup> / <sub>2</sub>	Antique Brass, Sanded . . . . .
1746	Bower Barffed . . . . .
1763 <sup>1</sup> / <sub>2</sub>	Antique Brass, Sanded, Medium Color, Not Shaded . . . . .

### CAST IRON, POLISHED

1733 <sup>1</sup> / <sub>4</sub>	Brass Plated . . . . .
1733 <sup>1</sup> / <sub>2</sub>	Bronze Plated . . . . .
1740	Nickel Plated . . . . .
1743	Dull Brass . . . . .
1747	Antique Brass . . . . .
1747 <sup>1</sup> / <sub>2</sub>	Antique Brass, Sanded . . . . .
1748	Bower Barffed . . . . .
1749	Antique Copper . . . . .
1773 <sup>1</sup> / <sub>2</sub>	Antique Brass, Sanded, Medium Color, Not Shaded . . . . .

### CAST BRONZE, POLISHED

1734	Highly Finished . . . . .
1738	Statuary Bronze . . . . .
1742	Nickel Plated . . . . .
1750	Antique Copper . . . . .

### CAST BRASS, POLISHED

1735	Highly Finished . . . . .
1751	Dull Brass . . . . .
1752	Antique Brass . . . . .
1752 <sup>1</sup> / <sub>2</sub>	Antique Brass, Sanded . . . . .
1783 <sup>1</sup> / <sub>2</sub>	Antique Brass, Sanded, Medium Color, Not Shaded . . . . .



Full size cut.

Packed with screws, one dozen in box.



**IVES**

## PULL DOWN HOOKS



Full size cut.

No.	CAST IRON, BURNISHED
1731 L	Bronzed . . . . .
1736 L	Dead Black . . . . .
1737 L	Dull Brass . . . . .
1739 L	Antique Copper . . . . .
1739 $\frac{1}{4}$ L	Brass Plated . . . . .
1739 $\frac{3}{4}$ L	Bronze Plated . . . . .
1741 L	Antique Brass . . . . .
1741 $\frac{1}{2}$ L	Antique Brass, Sanded . . . . .
1746 L	Bower Barffed . . . . .
1763 $\frac{1}{2}$ L	Antique Brass, Sanded, Medium Color, Not Shaded . . . . .

CAST IRON, POLISHED	
1733 $\frac{1}{4}$ L	Brass Plated . . . . .
1733 $\frac{1}{2}$ L	Bronze Plated . . . . .
1740 L	Nickel Plated . . . . .
1743 L	Dull Brass . . . . .
1747 L	Antique Brass . . . . .
1747 $\frac{1}{2}$ L	Antique Brass, Sanded . . . . .
1748 L	Bower Barffed . . . . .
1749 L	Antique Copper . . . . .
1773 $\frac{1}{2}$ L	Antique Brass, Sanded, Medium Color, Not Shaded . . . . .

CAST BRONZE, POLISHED	
1734 L	Highly Finished . . . . .
1738 L	Statuary Bronze . . . . .
1742 L	Nickel Plated . . . . .
1750 L	Antique Copper . . . . .

CAST BRASS, POLISHED	
1735 L	Highly Finished . . . . .
1751 L	Dull Brass . . . . .
1752 L	Antique Brass . . . . .
1752 $\frac{1}{2}$ L	Antique Brass, Sanded . . . . .
1783 $\frac{1}{2}$ L	Antique Brass, Sanded, Medium Color, Not Shaded . . . . .

Packed with screws, one dozen in box.



## PULL DOWN HOOKS


No.	CAST BRONZE, POLISHED
S 1734	Highly Finished . . . . .
S 1738	Statuary Bronze . . . . .
S 1742	Nickel Plated . . . . .
S 1750	Antique Copper . . . . .

	CAST BRASS, POLISHED
S 1735	Highly Finished . . . . .
S 1751	Dull Brass . . . . .
S 1752	Antique Brass . . . . .
S 1752½	Antique Brass, Sanded . . . . .
S 1783½	Antique Brass, Sanded, Medium Color, Not Shaded . . . . .

Full size cut.

Packed with screws, one dozen in box.

## CAR WINDOW LOCKS



Full size cut. This cut is right hand.  
*Always Give Hand Wanted*

No.	CAST BRONZE, POLISHED
3634	Highly Finished . . . . .
3638	Statuary Bronze . . . . .
3642	Nickel Plated . . . . .
3650	Antique Copper . . . . .

	CAST BRASS, POLISHED
3635	Highly Finished . . . . .
3651	Dull Brass . . . . .
3652	Antique Brass . . . . .
3652½	Antique Brass, Sanded . . . . .
3683½	Antique Brass, Sanded, Medium Color, Not Shaded . . . . .

Two stops packed with each lock. Packed with screws, one dozen in box.



## DRAWER PULLS



Full size cut.

Three and one-half inches center to center.

No.	CAST IRON, BURNISHED
3531	Bronzed . . . . .
3536	Dead Black . . . . .
3537	Dull Brass . . . . .
3539	Antique Copper . . . . .
3539 <sup>1</sup> / <sub>4</sub>	Brass Plated . . . . .
3539 <sup>3</sup> / <sub>4</sub>	Bronze Plated . . . . .
3541	Antique Brass . . . . .
3541 <sup>1</sup> / <sub>2</sub>	Antique Brass, Sanded . . . . .
3546	Bower Barffed . . . . .
3563 <sup>1</sup> / <sub>2</sub>	Antique Brass, Sanded, Medium Color, Not Shaded . . . . .

No.	CAST IRON, POLISHED
3533 <sup>1</sup> / <sub>4</sub>	Brass Plated . . . . .
3533 <sup>1</sup> / <sub>2</sub>	Bronze Plated . . . . .
3540	Nickel Plated . . . . .
3543	Dull Brass . . . . .
3547	Antique Brass . . . . .
3547 <sup>1</sup> / <sub>2</sub>	Antique Brass, Sanded . . . . .
3548	Bower Barffed . . . . .
3549	Antique Copper . . . . .
3573 <sup>1</sup> / <sub>2</sub>	Antique Brass, Sanded, Medium Color, Not Shaded . . . . .

No.	CAST BRONZE, POLISHED
3534	Highly Finished . . . . .
3538	Statuary Bronze . . . . .
3542	Nickel Plated . . . . .
3550	Antique Copper . . . . .

No.	CAST BRASS, POLISHED
3535	Highly Finished . . . . .
3551	Dull Brass . . . . .
3552	Antique Brass . . . . .
3552 <sup>1</sup> / <sub>2</sub>	Antique Brass, Sanded . . . . .
3583 <sup>1</sup> / <sub>2</sub>	Antique Brass, Sanded, Medium Color, Not Shaded . . . . .

Packed with screws, one dozen in box.

ALSO FURNISHED THREE INCHES BETWEEN CENTERS IN ALL FINISHES DESCRIBED ABOVE, IF SO ORDERED.



## DRAWER PULLS



Full size cut.

No.	CAST IRON, BURNISHED
3931	Bronzed . . . . .
3936	Dead Black . . . . .
3937	Dull Brass . . . . .
3939	Antique Copper . . . . .
3939 <sup>1</sup> / <sub>4</sub>	Brass Plated . . . . .
3939 <sup>3</sup> / <sub>4</sub>	Bronze Plated . . . . .
3941	Antique Brass . . . . .
3941 <sup>1</sup> / <sub>2</sub>	Antique Brass, Sanded . . . . .
3946	Bower Barffed . . . . .
3963 <sup>1</sup> / <sub>2</sub>	Antique Brass, Sanded, Medium Color, Not Shaded . . . . .

	CAST IRON, POLISHED
3933 <sup>1</sup> / <sub>4</sub>	Brass Plated . . . . .
3933 <sup>1</sup> / <sub>2</sub>	Bronze Plated . . . . .
3940	Nickel Plated . . . . .
3943	Dull Brass . . . . .
3947	Antique Brass . . . . .
3947 <sup>1</sup> / <sub>2</sub>	Antique Brass, Sanded . . . . .
3948	Bower Barffed . . . . .
3949	Antique Copper . . . . .
3973 <sup>1</sup> / <sub>2</sub>	Antique Brass, Sanded, Medium Color, Not Shaded . . . . .

	CAST BRONZE, POLISHED
3934	Highly Finished . . . . .
3938	Statuary Bronze . . . . .
3942	Nickel Plated . . . . .
3950	Antique Copper . . . . .

	CAST BRASS, POLISHED
3935	Highly Finished . . . . .
3951	Dull Brass . . . . .
3952	Antique Brass . . . . .
3952 <sup>1</sup> / <sub>2</sub>	Antique Brass, Sanded . . . . .
3983 <sup>1</sup> / <sub>2</sub>	Antique Brass, Sanded, Medium Color, Not Shaded . . . . .

Packed with screws, one dozen in box.



## DRAWER PULLS



Full size cut.

No.		<b>CAST IRON, POLISHED</b>
03848	Bower Barffed	.....
		<b>CAST BRONZE, POLISHED</b>
03834	Highly Finished	.....
03838	Statuary Bronze	.....
03842	Nickel Plated	.....
03850	Antique Copper	.....
		<b>CAST BRASS, POLISHED</b>
03835	Highly Finished	.....
03851	Dull Brass	.....
03852	Antique Brass	.....
03852½	Antique Brass, Sanded	.....
03883½	Antique Brass, Sanded, Medium Color, Not Shaded	.....

Packed with screws, one dozen in box.



Full size cut.

No.		<b>CAST BRONZE, POLISHED</b>
50534	Highly Finished	.....
50538	Statuary Bronze	.....
50542	Nickel Plated	.....
50550	Antique Copper	.....
		<b>CAST BRASS, POLISHED</b>
50535	Highly Finished	.....
50551	Dull Brass	.....
50552	Antique Brass	.....
50552½	Antique Brass, Sanded	.....
50583½	Antique Brass, Sanded, Medium Color, Not Shaded	.....

Packed with screws, one dozen in box.



## DRUGGIST DRAWER PULLS

Cards can be inserted after Pulls are in place.



Full size cut.

No.		<b>CAST IRON, BURNISHED</b>
3731	Bronzed . . . . .	

		<b>CAST IRON, POLISHED</b>
3733 <sup>1</sup> / <sub>4</sub>	Brass Plated . . . . .	
3733 <sup>1</sup> / <sub>2</sub>	Bronze Plated . . . . .	
3740	Nickel Plated . . . . .	
3743	Dull Brass . . . . .	
3747	Antique Brass . . . . .	
3747 <sup>1</sup> / <sub>2</sub>	Antique Brass, Sanded . . . . .	
3748	Bower Barffed . . . . .	
3749	Antique Copper . . . . .	
3773 <sup>1</sup> / <sub>2</sub>	Antique Brass, Sanded, Medium Color, Not Shaded . . . . .	

		<b>CAST BRONZE, POLISHED</b>
3734	Highly Finished . . . . .	
3738	Statuary Bronze . . . . .	
3742	Nickel Plated . . . . .	
3750	Antique Copper . . . . .	

		<b>CAST BRASS, POLISHED</b>
3735	Highly Finished . . . . .	
3751	Dull Brass . . . . .	
3752	Antique Brass . . . . .	
3752 <sup>1</sup> / <sub>2</sub>	Antique Brass, Sanded . . . . .	
3783 <sup>1</sup> / <sub>2</sub>	Antique Brass, Sanded, Medium Color, Not Shaded . . . . .	

Packed with screws, one dozen in box.



## SCREEN DOOR PULLS



Full size cut.

No.	CAST IRON, BURNISHED
3231	Bronzed . . . . .
3236	Dead Black . . . . .
3237	Dull Brass . . . . .
3239	Antique Copper . . . . .
3239 <sup>1</sup> / <sub>4</sub>	Brass Plated . . . . .
3239 <sup>3</sup> / <sub>4</sub>	Bronze Plated . . . . .
3241	Antique Brass . . . . .
3241 <sup>1</sup> / <sub>2</sub>	Antique Brass, Sanded . . . . .
3246	Bower Barffed . . . . .
3263 <sup>1</sup> / <sub>2</sub>	Antique Brass, Sanded, Medium Color, Not Shaded . . . . .

CAST IRON, POLISHED	
3233 <sup>1</sup> / <sub>4</sub>	Brass Plated . . . . .
3233 <sup>1</sup> / <sub>2</sub>	Bronze Plated . . . . .
3240	Nickel Plated . . . . .
3243	Dull Brass . . . . .
3247	Antique Brass . . . . .
3247 <sup>1</sup> / <sub>2</sub>	Antique Brass, Sanded . . . . .
3248	Bower Barffed . . . . .
3249	Antique Copper . . . . .
3273 <sup>1</sup> / <sub>2</sub>	Antique Brass, Sanded, Medium Color, Not Shaded . . . . .

CAST BRONZE, POLISHED	
3234	Highly Finished . . . . .
3238	Statuary Bronze . . . . .
3242	Nickel Plated . . . . .
3250	Antique Copper . . . . .

CAST BRASS, POLISHED	
3235	Highly Finished . . . . .
3251	Dull Brass . . . . .
3252	Antique Brass . . . . .
3252 <sup>1</sup> / <sub>2</sub>	Antique Brass, Sanded . . . . .
3283 <sup>1</sup> / <sub>2</sub>	Antique Brass, Sanded, Medium Color, Not Shaded . . . . .

Packed with screws, three dozen in box.



## SCREEN DOOR PULLS



Full size cut.

No.		CAST BRONZE, POLISHED
3434	Highly Finished	. . . . .
3438	Statuary Bronze	. . . . .
3442	Nickel Plated	. . . . .
3450	Antique Copper	. . . . .

		CAST BRASS, POLISHED
3435	Highly Finished	. . . . .
3451	Dull Brass	. . . . .
3452	Antique Brass	. . . . .
3452½	Antique Brass, Sanded	. . . . .
3483½	Antique Brass, Sanded, Medium Color, Not Shaded	. . . . .

Packed with screws, three dozen in box.




Full size cut.

No.		CAST BRONZE, POLISHED
6534	Highly Finished	. . . . .
6538	Statuary Bronze	. . . . .
6542	Nickel Plated	. . . . .
6550	Antique Copper	. . . . .

		CAST BRASS, POLISHED
6535	Highly Finished	. . . . .
6551	Dull Brass	. . . . .
6552	Antique Brass	. . . . .
6552½	Antique Brass, Sanded	. . . . .
6583½	Antique Brass, Sanded, Medium Color, Not Shaded	. . . . .

Packed with screws, one dozen in box.




**IVES**


Full size cut.

## DOOR PULLS

No.            **CAST IRON, BURNISHED**  
7646    Bower Barffed . . . . .


**CAST IRON, POLISHED**  
7648    Bower Barffed . . . . .

**CAST BRONZE, POLISHED**  
7634    Highly Finished . . . . .  
7638    Statuary Bronze . . . . .  
7642    Nickel Plated . . . . .  
7650    Antique Copper . . . . .

**CAST BRASS, POLISHED**  
7635    Highly Finished . . . . .  
7651    Dull Brass . . . . .  
7652    Antique Brass . . . . .  
7652½    Antique Brass, Sanded . . . . .  
7683½    Antique Brass, Sanded, Medium  
                  Color, Not Shaded . . . . .

---

Packed with screws, one-half dozen in box.



Full size cut.

## DOOR PULLS

No. **CAST IRON, BURNISHED**  
 L 1246 Bower Barffed . . . . .

**CAST IRON, POLISHED**  
 L 1248 Bower Barffed . . . . .

**CAST BRONZE, POLISHED**  
 L 1234 Highly Finished . . . . .  
 L 1238 Statuary Bronze . . . . .  
 L 1242 Nickel Plated . . . . .  
 L 1250 Antique Copper . . . . .

**CAST BRASS, POLISHED**  
 L 1235 Highly Finished . . . . .  
 L 1251 Dull Brass . . . . .  
 L 1252 Antique Brass . . . . .  
 L 1252½ Antique Brass, Sanded . . . . .  
 L 1283½ Antique Brass, Sanded, Medium Color, Not Shaded . . . . .

Packed with screws, one-half dozen in box.


**IVES**

## DOOR PULLS



Full size cut.

No.	CAST IRON, BURNISHED
07746	Bower Barffed . . . . .

No.	CAST IRON, POLISHED
07748	Bower Barffed . . . . .


No.	CAST BRONZE, POLISHED
07734	Highly Finished . . . . .
07738	Statuary Bronze . . . . .
07742	Nickel Plated . . . . .
07750	Antique Copper . . . . .

No.	CAST BRASS, POLISHED
07735	Highly Finished . . . . .
07751	Dull Brass . . . . .
07752	Antique Brass . . . . .
07752½	Antique Brass, Sanded . . . . .
07783½	Antique Brass, Sanded, Medium Color, Not Shaded . . . . .

This Pull is  $6\frac{5}{8}$  inches over all and  $5\frac{1}{2}$  inches between centers of lugs and is furnished with machine screws to go through door, also nuts to fasten on plate.

---

Packed one-half dozen in box.



Full size cut.

## DOOR PULLS

No.            **CAST IRON, BURNISHED**  
7746    Bower Barffed . . . . .

**CAST IRON, POLISHED**  
7748    Bower Barffed . . . . .

**CAST BRONZE, POLISHED**  
7734    Highly Finished . . . . .  
7738    Statuary Bronze . . . . .  
7742    Nickel Plated . . . . .  
7750    Antique Copper . . . . .

**CAST BRASS, POLISHED**  
7735    Highly Finished . . . . .  
7751    Dull Brass . . . . .  
7752    Antique Brass . . . . .  
7752½    Antique Brass, Sanded . . . . .  
7783½    Antique Brass, Sanded, Medium  
                  Color, Not Shaded . . . . .

This Pull is 7½ inches over all and 6¼ inches between centers of lugs and is furnished with machine screws to go through door, also with nuts to fasten on plate.

---

Packed one-half dozen in box.

## DOOR PULLS

### EXTRA HEAVY

No.	CAST IRON, BURNISHED
7946	Bower Barffed . . . . .

No.	CAST IRON, POLISHED
7948	Bower Barffed . . . . .

No.	CAST BRONZE, POLISHED
7934	Highly Finished . . . . .
7938	Statuary Bronze . . . . .
7942	Nickel Plated . . . . .
7950	Antique Copper . . . . .

No.	CAST BRASS, POLISHED
7935	Highly Finished . . . . .
7951	Dull Brass . . . . .
7952	Antique Brass . . . . .
7952½	Antique Brass, Sanded . . . . .
7983½	Antique Brass, Sanded, Medium Color, Not Shaded . . . . .

This Pull is 10 inches over all and  $7\frac{3}{4}$  inches between centers of lugs and is furnished with machine screws to go through door, also with nuts to fasten on plate.

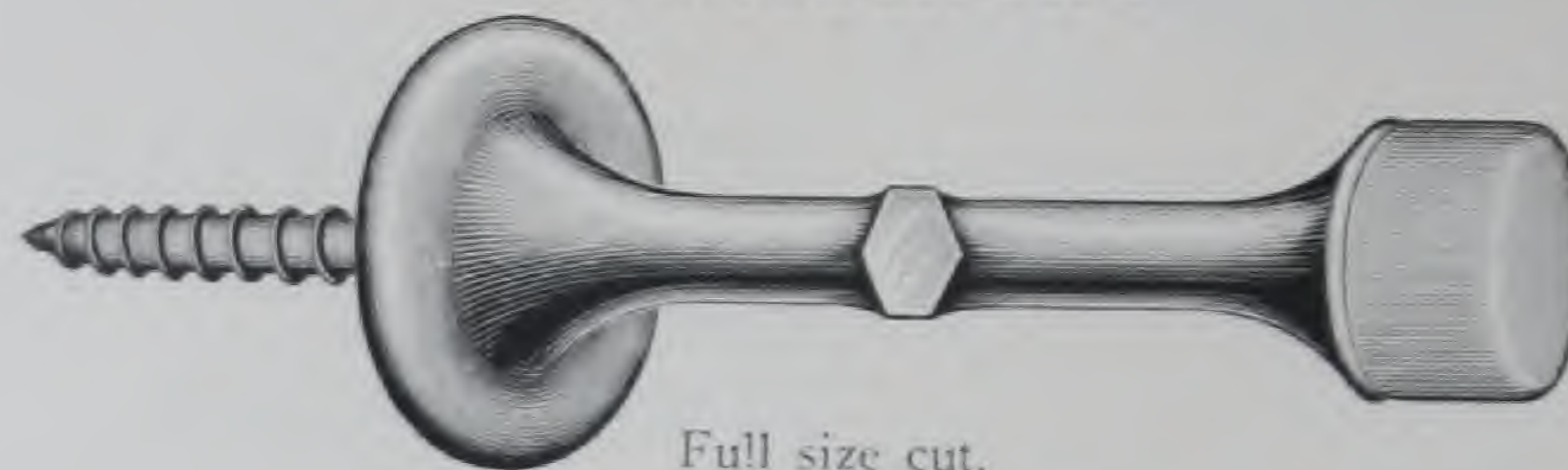
---

Packed one-third dozen in box.

Full size cut.



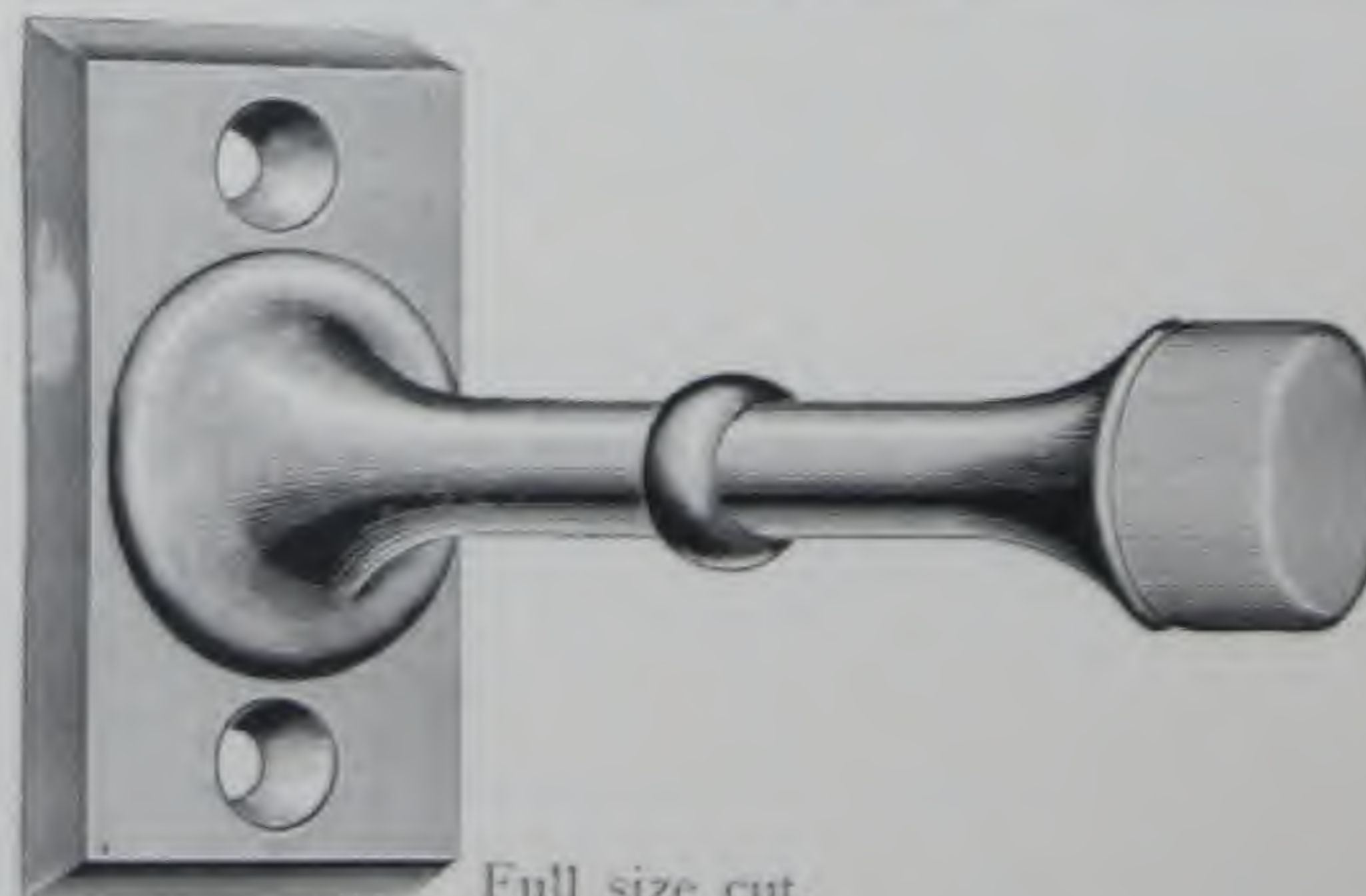
## DOOR STOPS WITH RUBBER TIPS



Full size cut.

<p>No. 06231 06236 06237 06239 06239<sup>1</sup>/<sub>4</sub> 06239<sup>3</sup>/<sub>4</sub> 06241 06241<sup>1</sup>/<sub>2</sub> 06246 06260 06263<sup>1</sup>/<sub>2</sub></p>	<p>Bronzed Dead Black Dull Brass Antique Copper Brass Plated Bronze Plated Antique Brass Antique Brass, Sanded Bower Barffed Nickel Plated Antique Brass, Sanded, Medium Color, Not Shaded</p>	<p><b>CAST IRON, BURNISHED</b></p>	<p>.....</p>
<p>06234 06238 06242 06250</p>	<p>Highly Finished Statuary Bronze Nickel Plated Antique Copper</p>	<p><b>CAST BRONZE, POLISHED</b></p>	<p>.....</p>
<p>06235 06251 06252 06252<sup>1</sup>/<sub>2</sub> 06283<sup>1</sup>/<sub>2</sub></p>	<p>Highly Finished Dull Brass Antique Brass Antique Brass, Sanded Antique Brass, Sanded, Medium Color, Not Shaded</p>	<p><b>CAST BRASS, POLISHED</b></p>	<p>.....</p>

Packed one dozen in box.




Full size cut.

<p>No. 6234 6238 6242 6250</p>	<p>Highly Finished Statuary Bronze Nickel Plated Antique Copper</p>	<p><b>CAST BRONZE, POLISHED</b></p>	<p>.....</p>
<p>6235 6251 6252 6252<sup>1</sup>/<sub>2</sub> 6283<sup>1</sup>/<sub>2</sub></p>	<p>Highly Finished Dull Brass Antique Brass Antique Brass, Sanded Antique Brass, Sanded, Medium Color, Not Shaded</p>	<p><b>CAST BRASS, POLISHED</b></p>	<p>.....</p>

Packed with screws, one dozen in box.



## DOOR STOPS WITH RUBBER TIPS



Full size cut.

No.	CAST IRON, BURNISHED
6431	Bronzed . . . . .
6436	Dead Black . . . . .
6437	Dull Brass . . . . .
6439	Antique Copper . . . . .
6439 <sup>1</sup> / <sub>4</sub>	Brass Plated . . . . .
6439 <sup>3</sup> / <sub>4</sub>	Bronze Plated . . . . .
6441	Antique Brass . . . . .
6441 <sup>1</sup> / <sub>2</sub>	Antique Brass, Sanded . . . . .
6446	Bower Barffed . . . . .
6460	Nickel Plated . . . . .
6463 <sup>1</sup> / <sub>2</sub>	Antique Brass, Sanded, Medium Color, Not Shaded . . . . .

No.	CAST BRONZE, POLISHED
6434	Highly Finished . . . . .
6438	Statuary Bronze . . . . .
6442	Nickel Plated . . . . .
6450	Antique Copper . . . . .

No.	CAST BRASS, POLISHED
6435	Highly Finished . . . . .
6451	Dull Brass . . . . .
6452	Antique Brass . . . . .
6452 <sup>1</sup> / <sub>2</sub>	Antique Brass, Sanded . . . . .
6483 <sup>1</sup> / <sub>2</sub>	Antique Brass, Sanded, Medium Color, Not Shaded . . . . .

Furnished in 4 inch and 5<sup>1</sup>/<sub>2</sub> inch lengths, when so ordered. Price on application.

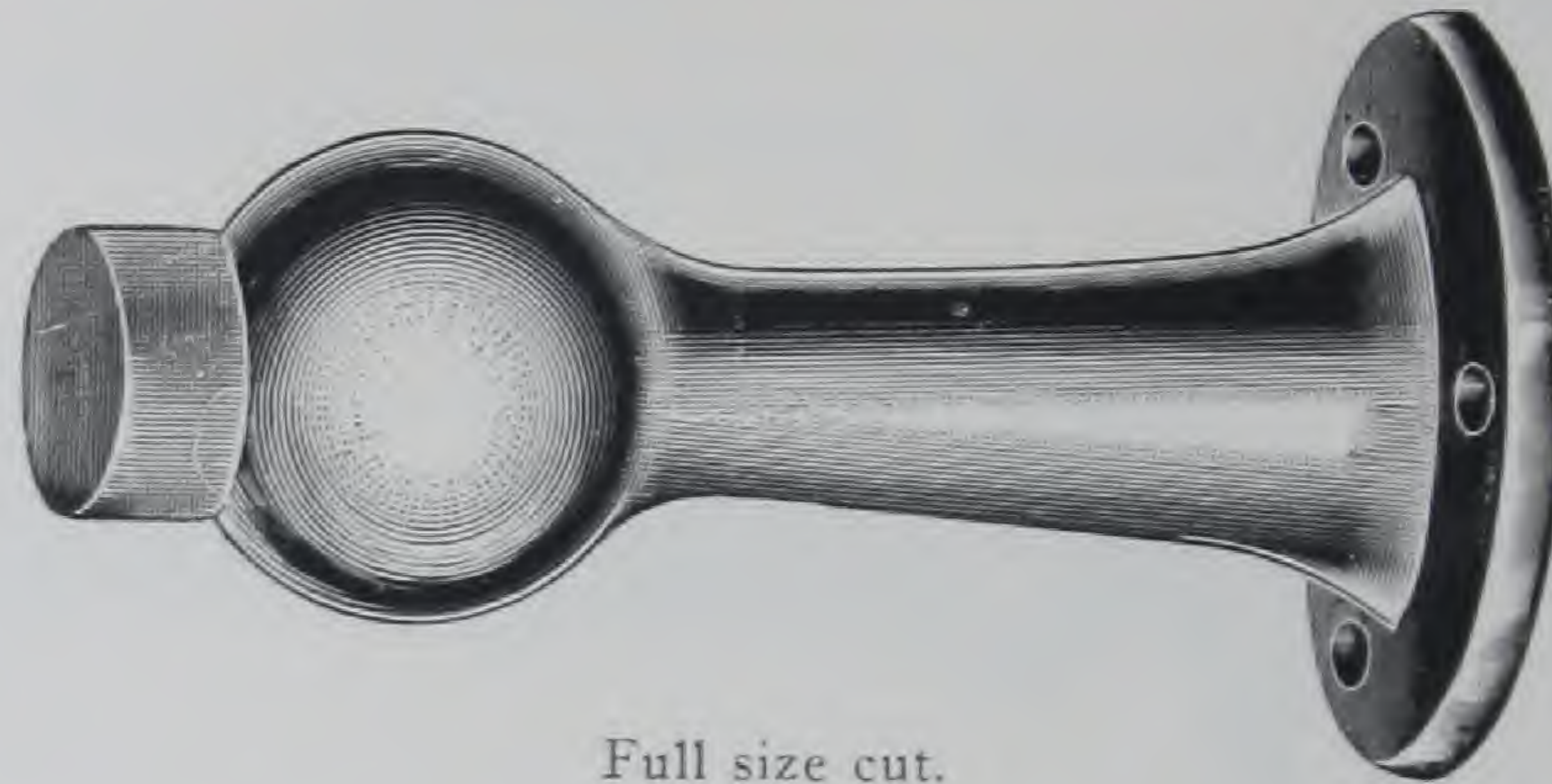
Packed one dozen in box.



## DOOR STOPS

EXTRA HEAVY

WITH RUBBER TIPS



Full size cut.

No.	CAST IRON, BURNISHED
09331	Bronzed . . . . .
09336	Dead Black . . . . .
09337	Dull Brass . . . . .
09339	Antique Copper . . . . .
09339 <sup>1</sup> / <sub>4</sub>	Brass Plated . . . . .
09339 <sup>3</sup> / <sub>4</sub>	Bronze Plated . . . . .
09341	Antique Brass . . . . .
09341 <sup>1</sup> / <sub>2</sub>	Antique Brass, Sanded . . . . .
09346	Bower Barffed . . . . .
09363 <sup>1</sup> / <sub>2</sub>	Antique Brass, Sanded, Medium Color, Not Shaded . . . . .

No.	CAST IRON, POLISHED
09333 <sup>1</sup> / <sub>4</sub>	Brass Plated . . . . .
09333 <sup>1</sup> / <sub>2</sub>	Bronze Plated . . . . .
09340	Nickel Plated . . . . .
09343	Dull Brass . . . . .
09347	Antique Brass . . . . .
09347 <sup>1</sup> / <sub>2</sub>	Antique Brass, Sanded . . . . .
09348	Bower Barffed . . . . .
09349	Antique Copper . . . . .
09373 <sup>1</sup> / <sub>2</sub>	Antique Brass, Sanded, Medium Color, Not Shaded . . . . .

No.	CAST BRONZE, POLISHED
09334	Highly Finished . . . . .
09338	Statuary Bronze . . . . .
09342	Nickel Plated . . . . .
09350	Antique Copper . . . . .

No.	CAST BRASS, POLISHED
09335	Highly Finished . . . . .
09351	Dull Brass . . . . .
09352	Antique Brass . . . . .
09352 <sup>1</sup> / <sub>2</sub>	Antique Brass, Sanded . . . . .
09383 <sup>1</sup> / <sub>2</sub>	Antique Brass, Sanded, Medium Color, Not Shaded . . . . .

Furnished 5<sup>1</sup>/<sub>2</sub> inches long when so ordered. Price on application.


Packed with screws, one dozen in box.





# FLOOR DOOR STOPS

EXTRA HEAVY  
WITH RUBBER TIPS



Full size cut.

No.		CAST IRON, BURNISHED
09431	Bronzed	
09436	Dead Black	
09437	Dull Brass	
09439	Antique Copper	
09439 <sup>1</sup> / <sub>4</sub>	Brass Plated	
09439 <sup>3</sup> / <sub>4</sub>	Bronze Plated	
09441	Antique Brass	
09441 <sup>1</sup> / <sub>2</sub>	Antique Brass, Sanded	
09446	Bower Barffed	
09463 <sup>1</sup> / <sub>2</sub>	Antique Brass, Sanded, Medium Color, Not Shaded	
		CAST IRON, POLISHED
09433 <sup>1</sup> / <sub>4</sub>	Brass Plated	
09433 <sup>1</sup> / <sub>2</sub>	Bronze Plated	
09440	Nickel Plated	
09443	Dull Brass	
09447	Antique Brass	
09447 <sup>1</sup> / <sub>2</sub>	Antique Brass, Sanded	
09448	Bower Barffed	
09449	Antique Copper	
09473 <sup>1</sup> / <sub>2</sub>	Antique Brass, Sanded, Medium Color, Not Shaded	
		CAST BRONZE, POLISHED
09434	Highly Finished	
09438	Statuary Bronze	
09442	Nickel Plated	
09450	Antique Copper	
		CAST BRASS, POLISHED
09435	Highly Finished	
09451	Dull Brass	
09452	Antique Brass	
09452 <sup>1</sup> / <sub>2</sub>	Antique Brass, Sanded	
09483 <sup>1</sup> / <sub>2</sub>	Antique Brass, Sanded, Medium Color, Not Shaded	

Packed with screws, one dozen in box.

**FLOOR DOOR STOPS**  
WITH RUBBER TIPS




Full size cut.

No.	CAST IRON, BURNISHED
06331	Bronzed . . . . .
06336	Dead Black . . . . .
06337	Dull Brass . . . . .
06339	Antique Copper . . . . .
06339 <sup>1</sup> / <sub>4</sub>	Brass Plated . . . . .
06339 <sup>3</sup> / <sub>4</sub>	Bronze Plated . . . . .
06346	Bower Barffed . . . . .
06360	Nickel Plated . . . . .
06363 <sup>1</sup> / <sub>2</sub>	Antique Brass, Sanded, Medium Color, Not Shaded . . . . .

No.	CAST BRONZE, POLISHED
06334	Highly Finished . . . . .
06338	Statuary Bronze . . . . .
06342	Nickel Plated . . . . .
06350	Antique Copper . . . . .

No.	CAST BRASS, POLISHED
06335	Highly Finished . . . . .
06351	Dull Brass . . . . .
06352	Antique Brass . . . . .
06383 <sup>1</sup> / <sub>2</sub>	Antique Brass, Sanded, Medium Color, Not Shaded . . . . .

Packed with screws, one dozen in box.



Full size cut.

No.	CAST IRON, BURNISHED
6331	Bronzed . . . . .
6336	Dead Black . . . . .
6337	Dull Brass . . . . .
6339	Antique Copper . . . . .
6339 <sup>1</sup> / <sub>4</sub>	Brass Plated . . . . .
6339 <sup>3</sup> / <sub>4</sub>	Bronze Plated . . . . .
6346	Bower Barffed . . . . .
6360	Nickel Plated . . . . .
6363 <sup>1</sup> / <sub>2</sub>	Antique Brass, Sanded, Medium Color, Not Shaded . . . . .

No.	CAST BRONZE, POLISHED
6334	Highly Finished . . . . .
6338	Statuary Bronze . . . . .
6342	Nickel Plated . . . . .
6350	Antique Copper . . . . .

No.	CAST BRASS, POLISHED
6335	Highly Finished . . . . .
6351	Dull Brass . . . . .
6352	Antique Brass . . . . .
6383 <sup>1</sup> / <sub>2</sub>	Antique Brass, Sanded, Medium Color, Not Shaded . . . . .

Packed with screws, one dozen in box.



## FLOOR DOOR STOPS

WITH RUBBER TIPS



Full size cut.

No.	CAST IRON, BURNISHED
43031	Bronzed . . . . .
43036	Dead Black . . . . .
43037	Dull Brass . . . . .
43039	Antique Copper . . . . .
43039 <sup>1</sup> / <sub>4</sub>	Brass Plated . . . . .
43039 <sup>3</sup> / <sub>4</sub>	Bronze Plated . . . . .
43046	Bower Barffed . . . . .
43060	Nickel Plated . . . . .
43063 <sup>1</sup> / <sub>2</sub>	Antique Brass, Sanded, Medium Color, Not Shaded . . . . .

CAST BRONZE, POLISHED	
43034	Highly Finished . . . . .
43038	Statuary Bronze . . . . .
43042	Nickel Plated . . . . .
43050	Antique Copper . . . . .

CAST BRASS, POLISHED	
43035	Highly Finished . . . . .
43051	Dull Brass . . . . .
43052	Antique Brass . . . . .
43083 <sup>1</sup> / <sub>2</sub>	Antique Brass, Sanded, Medium Color, Not Shaded . . . . .

Packed one dozen in box.



Full size cut.


No.	CAST IRON, BURNISHED
43131	Bronzed . . . . .
43136	Dead Black . . . . .
43137	Dull Brass . . . . .
43139	Antique Copper . . . . .
43139 <sup>1</sup> / <sub>4</sub>	Brass Plated . . . . .
43139 <sup>3</sup> / <sub>4</sub>	Bronze Plated . . . . .
43146	Bower Barffed . . . . .
43160	Nickel Plated . . . . .
43163 <sup>1</sup> / <sub>2</sub>	Antique Brass, Sanded, Medium Color, Not Shaded . . . . .

CAST BRONZE, POLISHED	
43134	Highly Finished . . . . .
43138	Statuary Bronze . . . . .
43142	Nickel Plated . . . . .
43150	Antique Copper . . . . .

CAST BRASS, POLISHED	
43135	Highly Finished . . . . .
43151	Dull Brass . . . . .
43152	Antique Brass . . . . .
43183 <sup>1</sup> / <sub>2</sub>	Antique Brass, Sanded, Medium Color, Not Shaded . . . . .

Packed one dozen in box.

## DOOR STOPS AND HOLDERS



Full size cuts.

### CAST IRON, BURNISHED (Steel Springs)

No.		.	.	.	.	.	.	.	.	.	.	.	.	.	.	.	.	.	.	.	.	
9329	Japanned	.	.	.	.	.	.	.	.	.	.	.	.	.	.	.	.	.	.	.	.	.
9331	Bronzed	.	.	.	.	.	.	.	.	.	.	.	.	.	.	.	.	.	.	.	.	.
9336	Dead Black	.	.	.	.	.	.	.	.	.	.	.	.	.	.	.	.	.	.	.	.	.
9337	Dull Brass	.	.	.	.	.	.	.	.	.	.	.	.	.	.	.	.	.	.	.	.	.
9339	Antique Copper	.	.	.	.	.	.	.	.	.	.	.	.	.	.	.	.	.	.	.	.	.
9339 <sup>1</sup> / <sub>4</sub>	Brass Plated	.	.	.	.	.	.	.	.	.	.	.	.	.	.	.	.	.	.	.	.	.
9339 <sup>3</sup> / <sub>4</sub>	Bronze Plated	.	.	.	.	.	.	.	.	.	.	.	.	.	.	.	.	.	.	.	.	.
9341	Antique Brass	.	.	.	.	.	.	.	.	.	.	.	.	.	.	.	.	.	.	.	.	.
9341 <sup>1</sup> / <sub>2</sub>	Antique Brass, Sanded	.	.	.	.	.	.	.	.	.	.	.	.	.	.	.	.	.	.	.	.	.
9346	Bower Barffed	.	.	.	.	.	.	.	.	.	.	.	.	.	.	.	.	.	.	.	.	.
9360	Nickel Plated	.	.	.	.	.	.	.	.	.	.	.	.	.	.	.	.	.	.	.	.	.
9363 <sup>1</sup> / <sub>2</sub>	Antique Brass, Sanded, Medium Color, Not Shaded	.	.	.	.	.	.	.	.	.	.	.	.	.	.	.	.	.	.	.	.	.

### CAST BRONZE, POLISHED (Bronze Springs)

9334	Highly Finished	.	.	.	.	.	.	.	.	.	.	.	.	.	.	.	.	.	.	.	.	.
9338	Statuary Bronze	.	.	.	.	.	.	.	.	.	.	.	.	.	.	.	.	.	.	.	.	.
9342	Nickel Plated	.	.	.	.	.	.	.	.	.	.	.	.	.	.	.	.	.	.	.	.	.
9350	Antique Copper	.	.	.	.	.	.	.	.	.	.	.	.	.	.	.	.	.	.	.	.	.

### CAST BRASS, POLISHED (Brass Springs)

9335	Highly Finished	.	.	.	.	.	.	.	.	.	.	.	.	.	.	.	.	.	.	.	.	.
9351	Dull Brass	.	.	.	.	.	.	.	.	.	.	.	.	.	.	.	.	.	.	.	.	.
9352	Antique Brass	.	.	.	.	.	.	.	.	.	.	.	.	.	.	.	.	.	.	.	.	.
9352 <sup>1</sup> / <sub>2</sub>	Antique Brass, Sanded	.	.	.	.	.	.	.	.	.	.	.	.	.	.	.	.	.	.	.	.	.
9383 <sup>1</sup> / <sub>2</sub>	Antique Brass, Sanded, Medium Color, Not Shaded	.	.	.	.	.	.	.	.	.	.	.	.	.	.	.	.	.	.	.	.	.

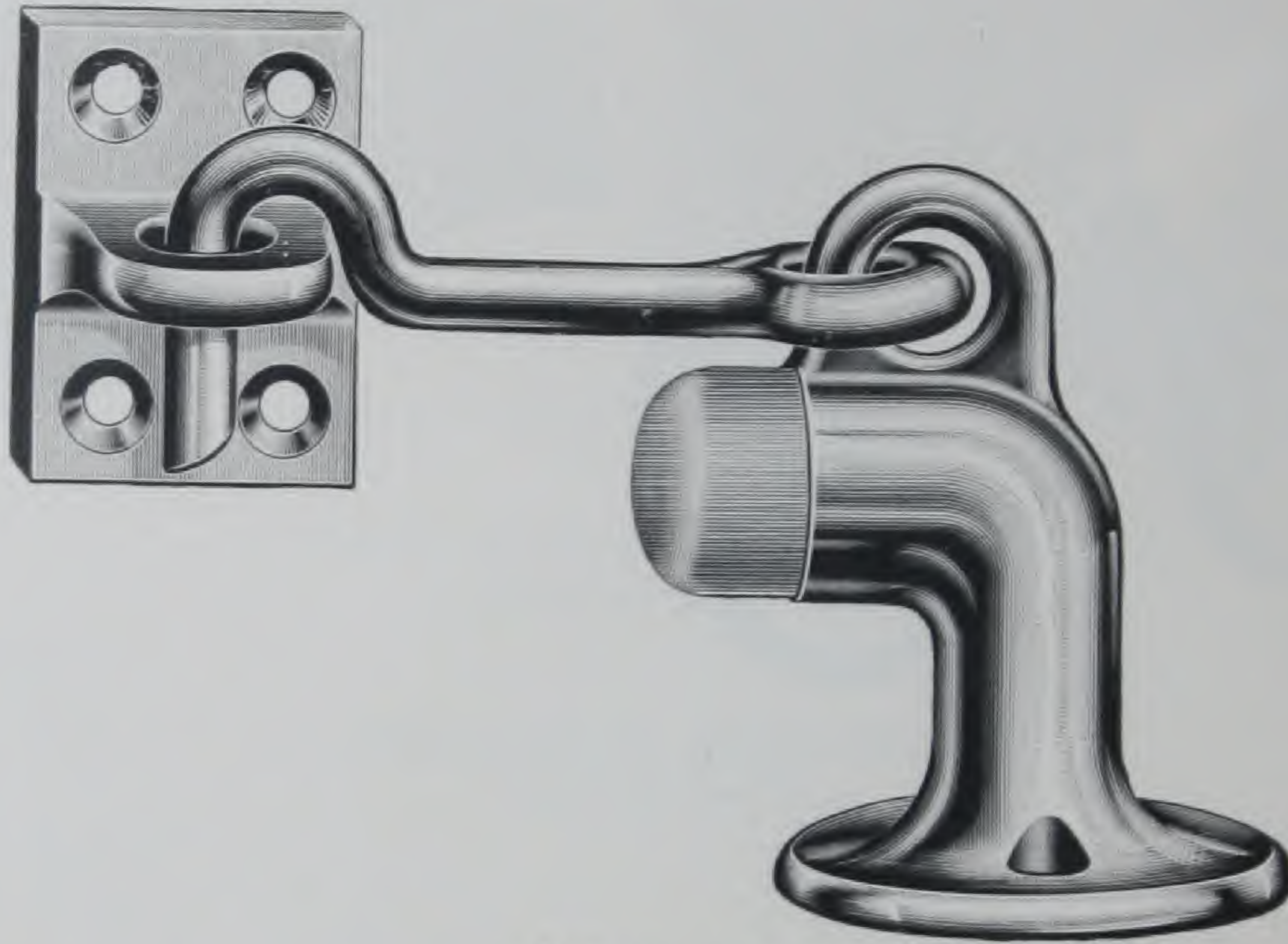
Packed with screws, one dozen in box.





# FLOOR DOOR STOPS AND HOLDERS

WITH RUBBER TIPS



Full size cut.

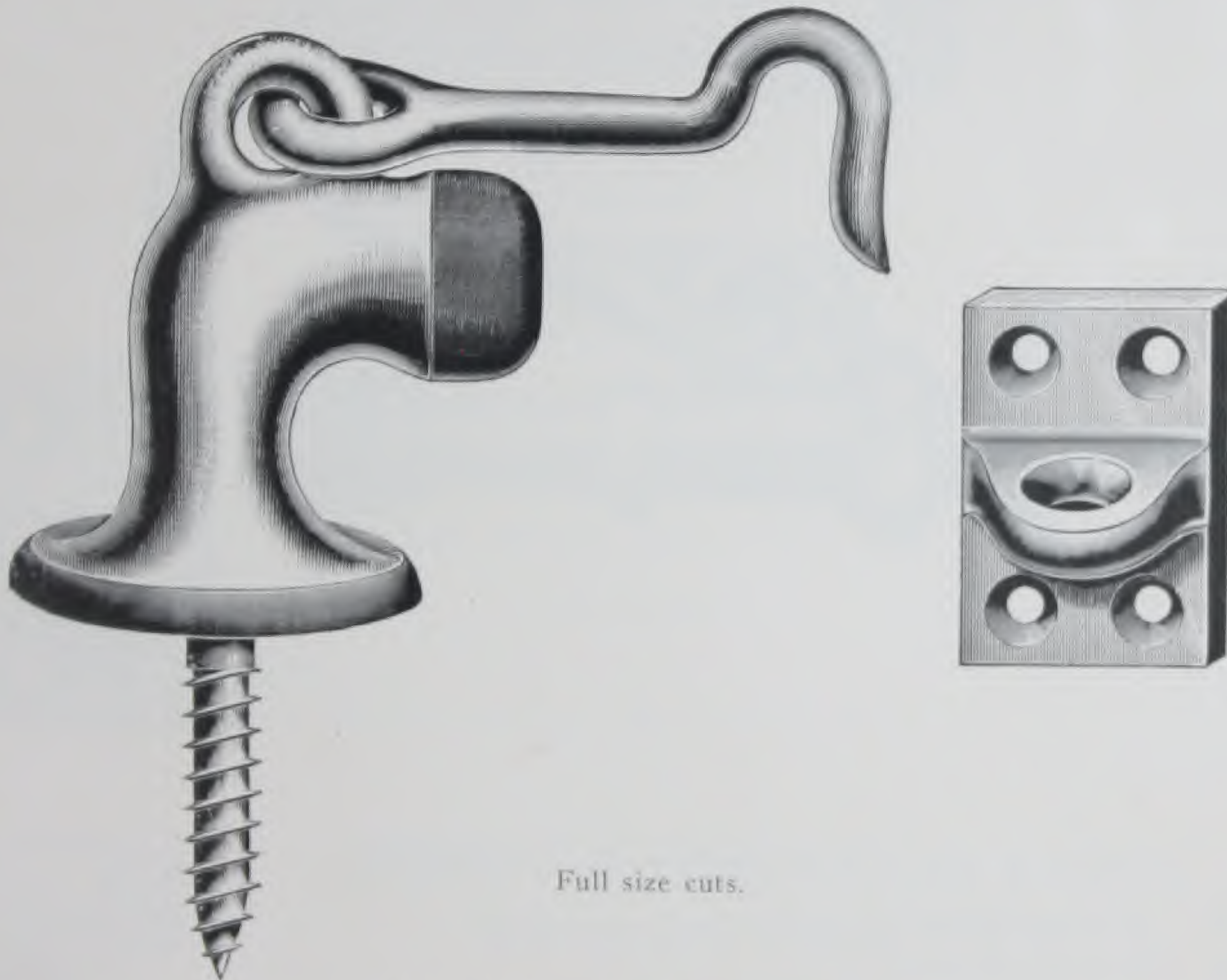
No.	CAST BRONZE, POLISHED
43234	Highly Finished . . . . .
43238	Statuary Bronze . . . . .
43242	Nickel Plated . . . . .
43250	Antique Copper . . . . .

CAST BRASS, POLISHED	
43235	Highly Finished . . . . .
43251	Dull Brass . . . . .
43252	Antique Brass . . . . .
43252½	Antique Brass, Sanded . . . . .
43283½	Antique Brass, Sanded, Medium Color, Not Shaded . . . . .

Packed with screws, one dozen in box.

## FLOOR DOOR STOPS AND HOLDERS

WITH RUBBER TIPS



Full size cuts.

No. **CAST BRONZE, POLISHED**

43434	Highly Finished	. . . . .
43438	Statuary Bronze	. . . . .
43442	Nickel Plated	. . . . .
43450	Antique Copper	. . . . .

**CAST BRASS, POLISHED**

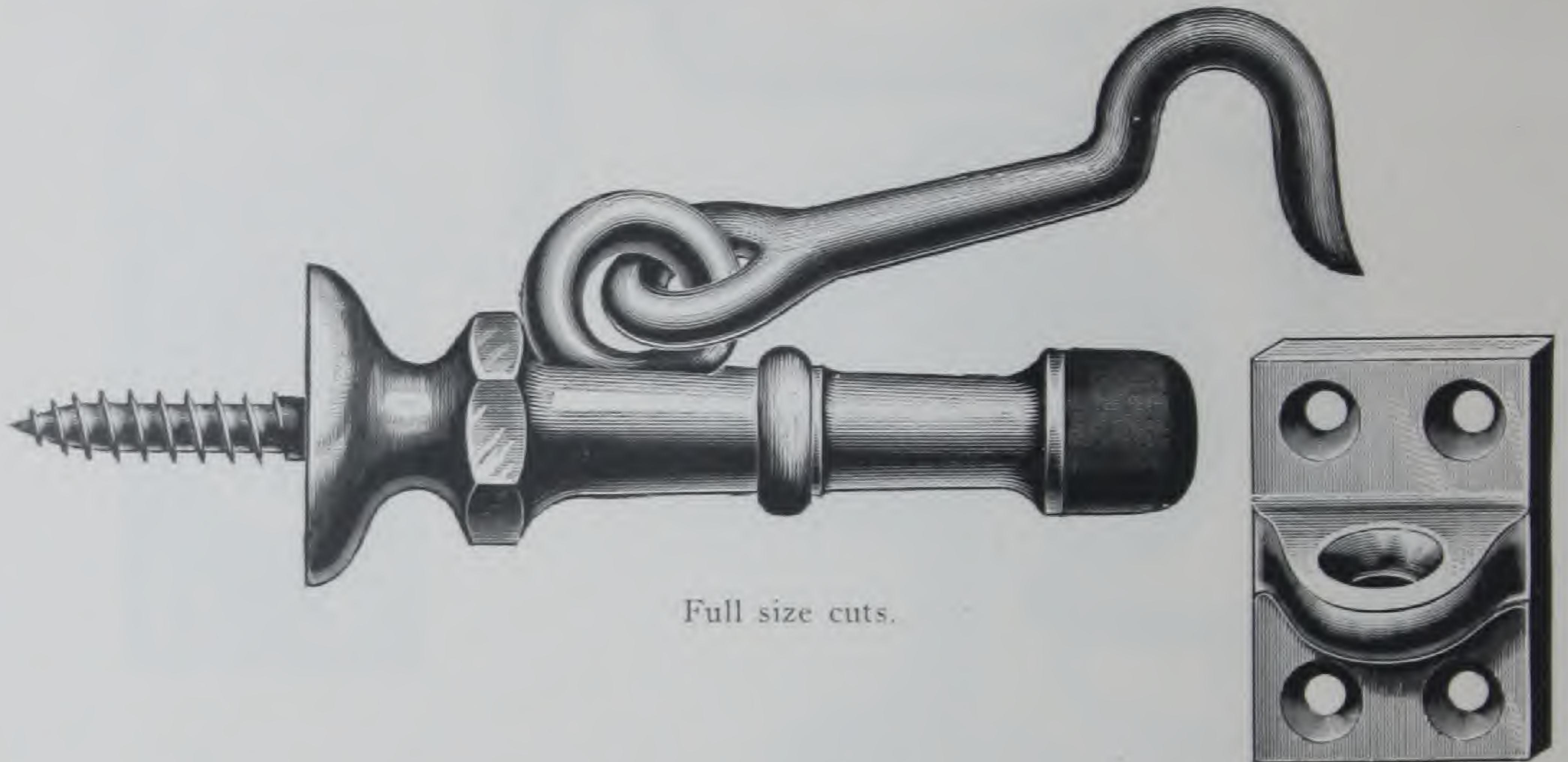
43435	Highly Finished	. . . . .
43451	Dull Brass	. . . . .
43452	Antique Brass	. . . . .
43452½	Antique Brass, Sanded	. . . . .
43483½	Antique Brass, Sanded, Medium Color, Not Shaded	. . . . .

Packed with screws, one dozen in box.



## DOOR STOPS AND HOLDERS

WITH RUBBER TIPS



Full size cuts.

No.	CAST BRONZE, POLISHED
43334	Highly Finished . . . . .
43338	Statuary Bronze . . . . .
43342	Nickel Plated . . . . .
43350	Antique Copper . . . . .

CAST BRASS, POLISHED	
43335	Highly Finished . . . . .
43351	Dull Brass . . . . .
43352	Antique Brass . . . . .
43352½	Antique Brass, Sanded . . . . .
43383½	Antique Brass, Sanded, Medium Color, Not Shaded . . . . .

Packed with screws, one dozen in box.





## HEAVY DOOR STOPS WITH RUBBER TIPS



Half size cut.

Diameter of base  $2\frac{1}{4}$ ", length  $3\frac{1}{4}$ ".

### CAST BRONZE, POLISHED

No.																					
44334	Highly Finished																				
44338	Statuary Bronze																				
44342	Nickel Plated																				
44350	Antique Copper																				

### CAST BRASS, POLISHED

44335	Highly Finished																				
44351	Dull Brass																				
44352	Antique Brass																				
44352 $\frac{1}{2}$	Antique Brass, Sanded																				
44383 $\frac{1}{2}$	Antique Brass, Sanded, Medium Color, Not Shaded																				



Half size cut.

Diameter of base  $2\frac{1}{2}$ ", height 3".

## HEAVY FLOOR DOOR STOPS WITH RUBBER TIPS

### CAST BRONZE, POLISHED

No.																					
44434	Highly Finished																				
44438	Statuary Bronze																				
44442	Nickel Plated																				
44450	Antique Copper																				

### CAST BRASS, POLISHED

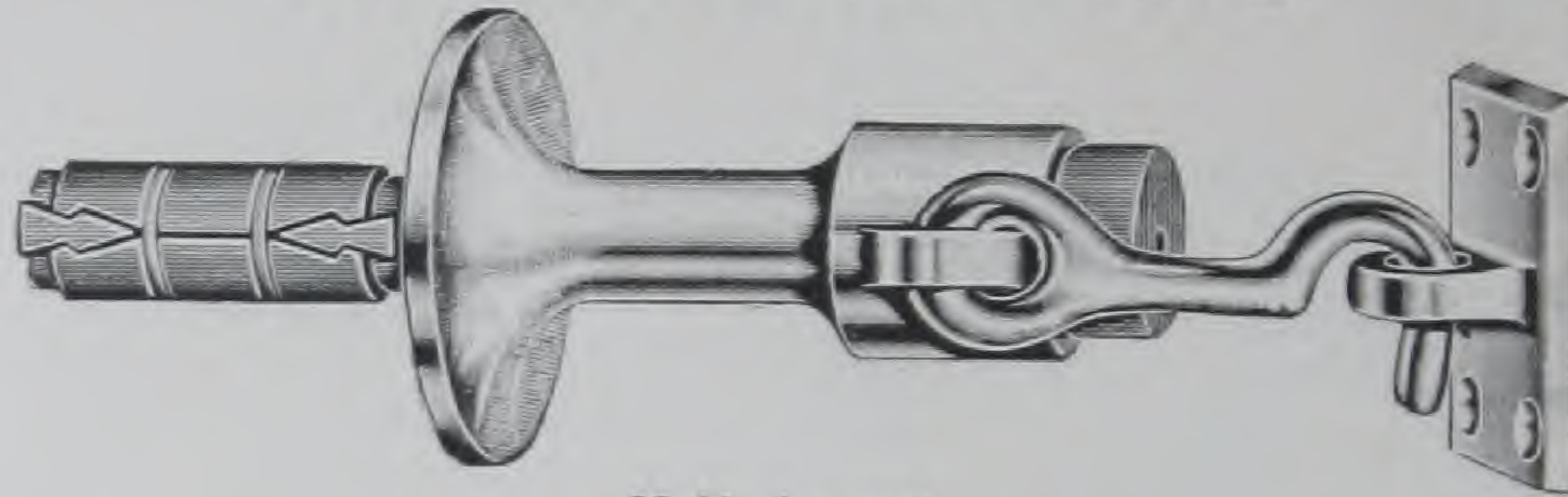
44435	Highly Finished																				
44451	Dull Brass																				
44452	Antique Brass																				
44452 $\frac{1}{2}$	Antique Brass, Sanded																				
44483 $\frac{1}{2}$	Antique Brass, Sanded, Medium Color, Not Shaded																				

Furnished with iron expansion bolts.

Packed one-half dozen in box.



## HEAVY DOOR STOPS AND HOLDERS WITH RUBBER TIPS



Half size cut.

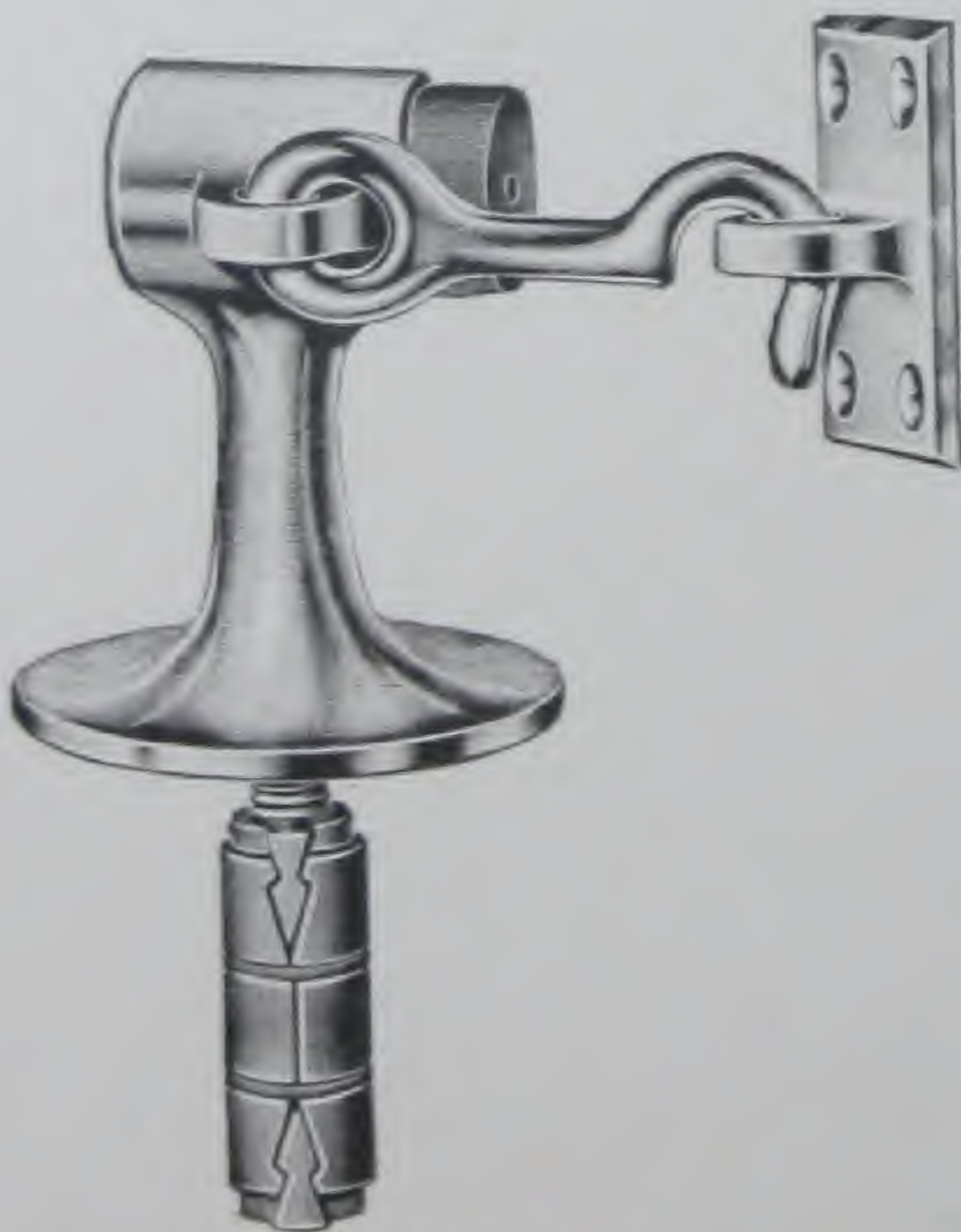
Diameter of base  $2\frac{1}{4}$ " , length  $3\frac{3}{4}$ ".

No.		<b>CAST BRONZE, POLISHED</b>	
44534	Highly Finished	.	.
44538	Statuary Bronze	.	.
44542	Nickel Plated	.	.
44550	Antique Copper	.	.

		<b>CAST BRASS, POLISHED</b>	
44535	Highly Finished	.	.
44551	Dull Brass	.	.
44552	Antique Brass	.	.
44552 $\frac{1}{2}$	Antique Brass, Sanded	.	.
44583 $\frac{1}{2}$	Antique Brass, Sanded, Medium Color, Not Shaded	.	.

*ALWAYS SPECIFY HAND WANTED*

## HEAVY FLOOR DOOR STOPS AND HOLDERS WITH RUBBER TIPS



Half size cut

Diameter of base  $2\frac{1}{2}$ " , height 3"

No.		<b>CAST BRONZE, POLISHED</b>	
44634	Highly Finished	.	.
44638	Statuary Bronze	.	.
44642	Nickel Plated	.	.
44650	Antique Copper	.	.

		<b>CAST BRASS, POLISHED</b>	
44635	Highly Finished	.	.
44651	Dull Brass	.	.
44652	Antique Brass	.	.
44652 $\frac{1}{2}$	Antique Brass, Sanded	.	.
44683 $\frac{1}{2}$	Antique Brass, Sanded, Medium Color, Not Shaded	.	.

*ALWAYS SPECIFY HAND WANTED*


Furnished with iron expansion bolts.

Packed with screws, one-half dozen in box.



## IVES PATENT MORTISE DOOR BOLTS


### BURGLAR PROOF



PATENTED




- |     |   |   |   |
|-----|---|---|---|
| No. |   |   |   |
| 20  | Ornamental Knob, Plain Escutcheon, Nickel Plated              | . | . |
| 28  | Ornamental Knob, Plain Escutcheon, Bronze Metal, No. 1 Finish | . | . |
| 27  | Ornamental Knob, Plain Escutcheon, Bronze Metal, No. 3 Finish | . | . |



PATENTED




- |    |   |   |   |
|----|---|---|---|
| 8  | Ornamental Iron, Bronzed Knob and Escutcheon              | . | . |
| 10 | Ornamental Iron, Nickel Plated Knob and Escutcheon        | . | . |
| 12 | Ornamental Bronze Metal Knob and Escutcheon, No. 1 Finish | . | . |
| 14 | Ornamental Bronze Metal Knob and Escutcheon, No. 3 Finish | . | . |



PATENTED



- |    |   |   |   |
|----|---|---|---|
| 15 | Plain Bronze Metal Knob and Escutcheon, Highly Finished       | . | . |
| 16 | Plain Bronze Metal Knob and Escutcheon, Antique Copper Finish | . | . |
| 17 | Plain Bronze Metal Knob and Escutcheon, Nickel Plated         | . | . |



PATENTED



- |    |   |   |   |
|----|---|---|---|
| 30 | Plain Bronze Metal Knob and Escutcheon, Nickel Plated   | . | . |
| 31 | Plain Brass Metal Knob and Escutcheon, Highly Finished  | . | . |
| 32 | Plain Bronze Metal Knob and Escutcheon, Highly Finished | . | . |

Length, 2½ inches.

Backset, 2⅞ inches.

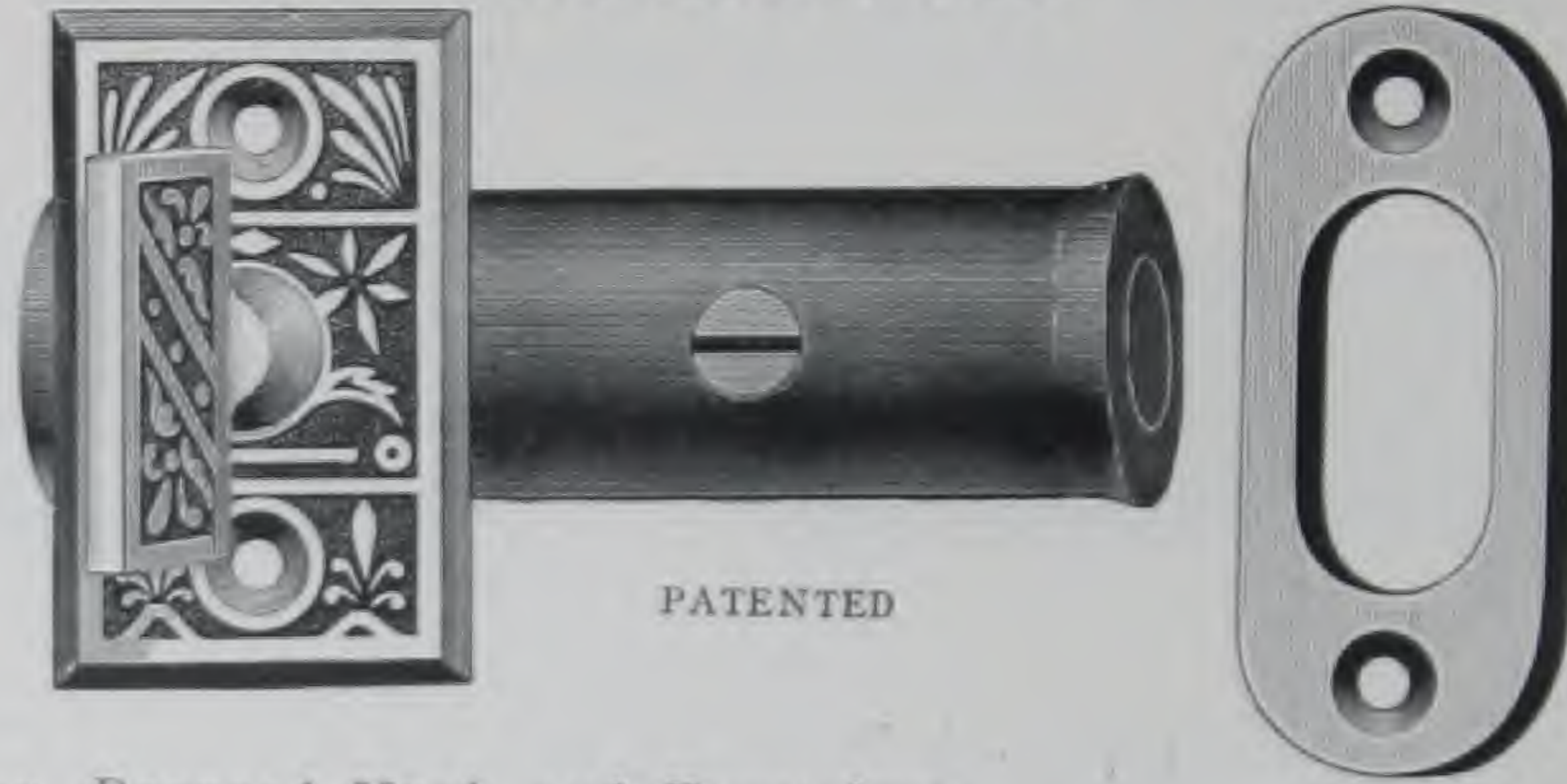
Diameter, ¾ inch.

Packed with screws, one dozen in box.




# IVES PATENT MORTISE DOOR BOLTS

BURGLAR PROOF



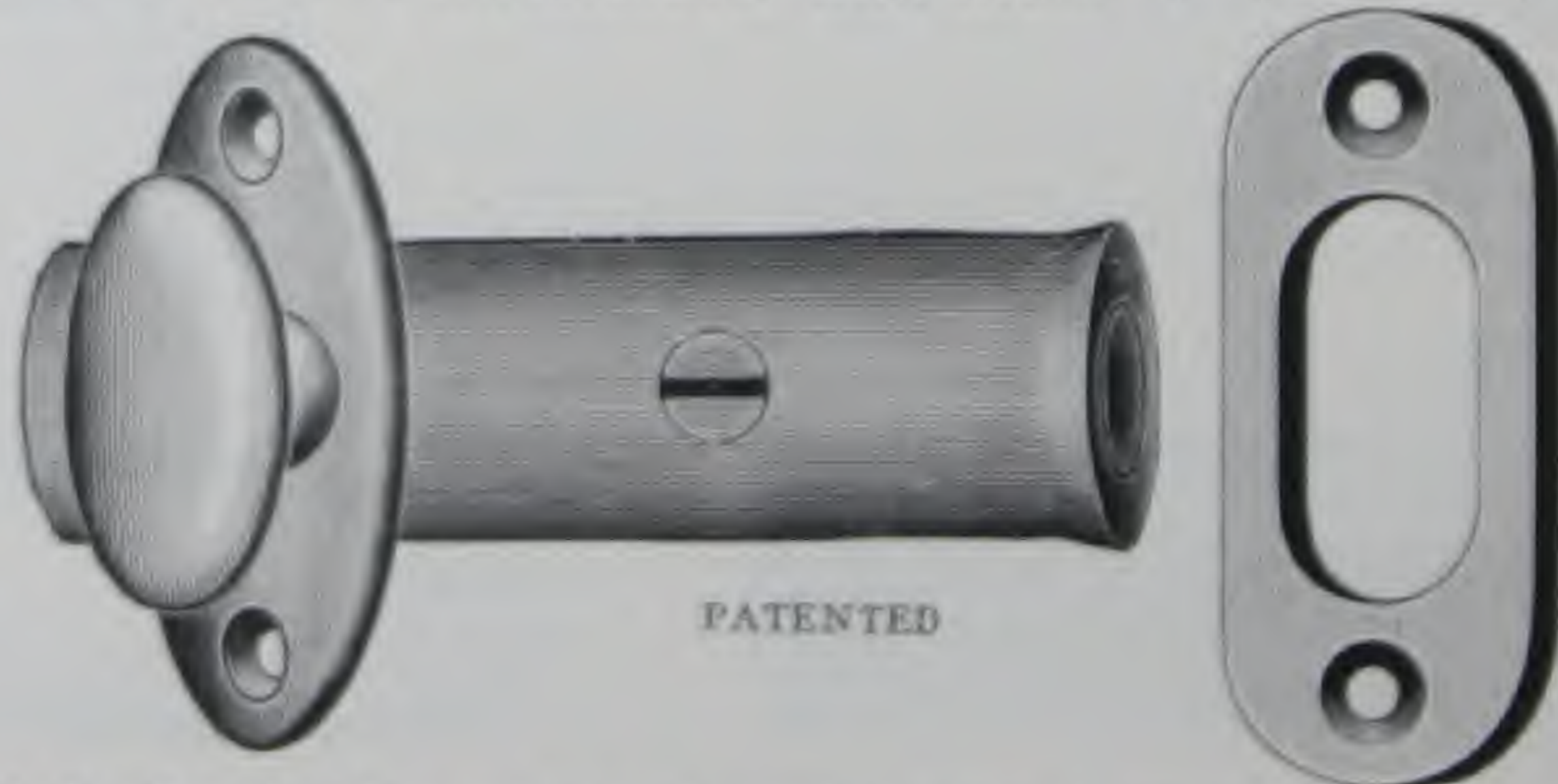
PATENTED

- No. 70 Ornamental Iron, Bronzed Knob and Escutcheon . . . . .
- 72 Ornamental Iron, Polished Knob and Escutcheon, Bronze Plated, No. 3 Finish . . . . .
- 74 Ornamental Iron, Nickel Plated Knob and Escutcheon . . . . .
- 76 Ornamental Bronze Metal Knob and Escutcheon, No. 1 Finish . . . . .
- 78 Ornamental Bronze Metal Knob and Escutcheon, No. 3 Finish . . . . .



PATENTED

- 86 Plain Bronze Metal Knob and Escutcheon, Highly Finished . . . . .
- 87 Plain Bronze Metal Knob and Escutcheon, Nickel Plated . . . . .
- 88 Plain Brass Metal Knob and Escutcheon, Antique Brass . . . . .
- 88½ Plain Brass Metal Knob and Escutcheon, Antique Brass, Sanded . . . . .
- 90 Plain Bronze Metal Knob and Escutcheon, Antique Copper . . . . .
- 90½ Plain Bronze Metal Knob and Escutcheon, Antique Copper, Sanded . . . . .
- 91 Plain Iron Knob and Escutcheon, Polished, Bower Barffed . . . . .
- 92 Plain Brass Metal Knob and Escutcheon, Highly Finished . . . . .
- 93 Plain Brass Metal Knob and Escutcheon, Dull Brass . . . . .



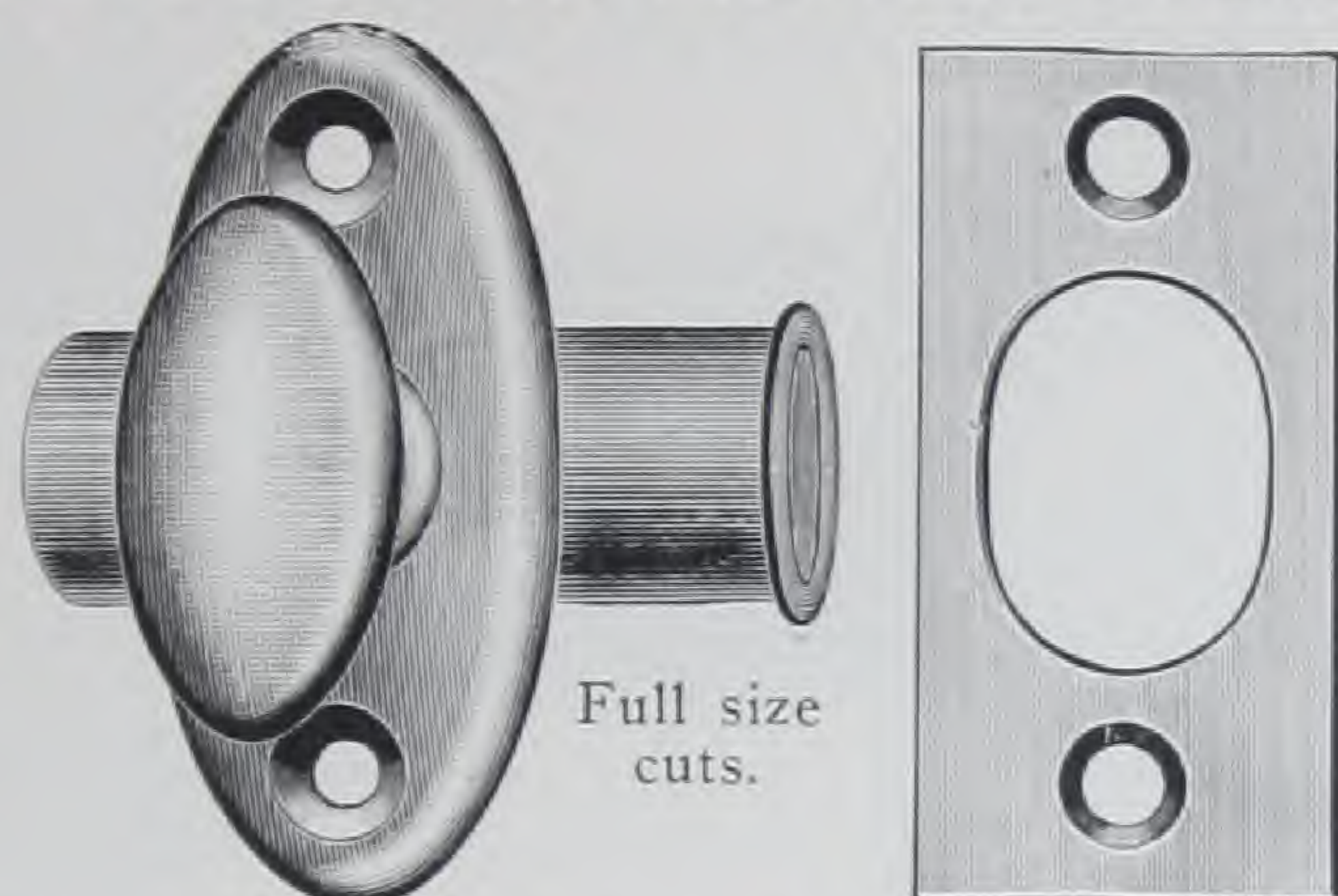
PATENTED

- Face of Bolt and Strike highly polished and finished to match Knob and Escutcheon.
- 086 Plain Bronze Metal Knob and Escutcheon, Highly Finished . . . . .
  - 087 Plain Bronze Metal Knob and Escutcheon, Nickel Plated . . . . .
  - 088 Plain Brass Metal Knob and Escutcheon, Antique Brass . . . . .
  - 088½ Plain Brass Metal Knob and Escutcheon, Antique Brass, Sanded . . . . .
  - 090 Plain Bronze Metal Knob and Escutcheon, Antique Copper . . . . .
  - 090½ Plain Bronze Metal Knob and Escutcheon, Antique Copper, Sanded . . . . .
  - 091 Plain Iron Knob and Escutcheon, Polished, Bower Barffed . . . . .
  - 092 Plain Brass Metal Knob and Escutcheon, Highly Finished . . . . .
  - 093 Plain Brass Metal Knob and Escutcheon, Dull Brass . . . . .

Packed with screws, one dozen in box.



## MORTISE WINDOW BOLTS



### WROUGHT BRASS CASE

Steel Bolt, Brass Plated

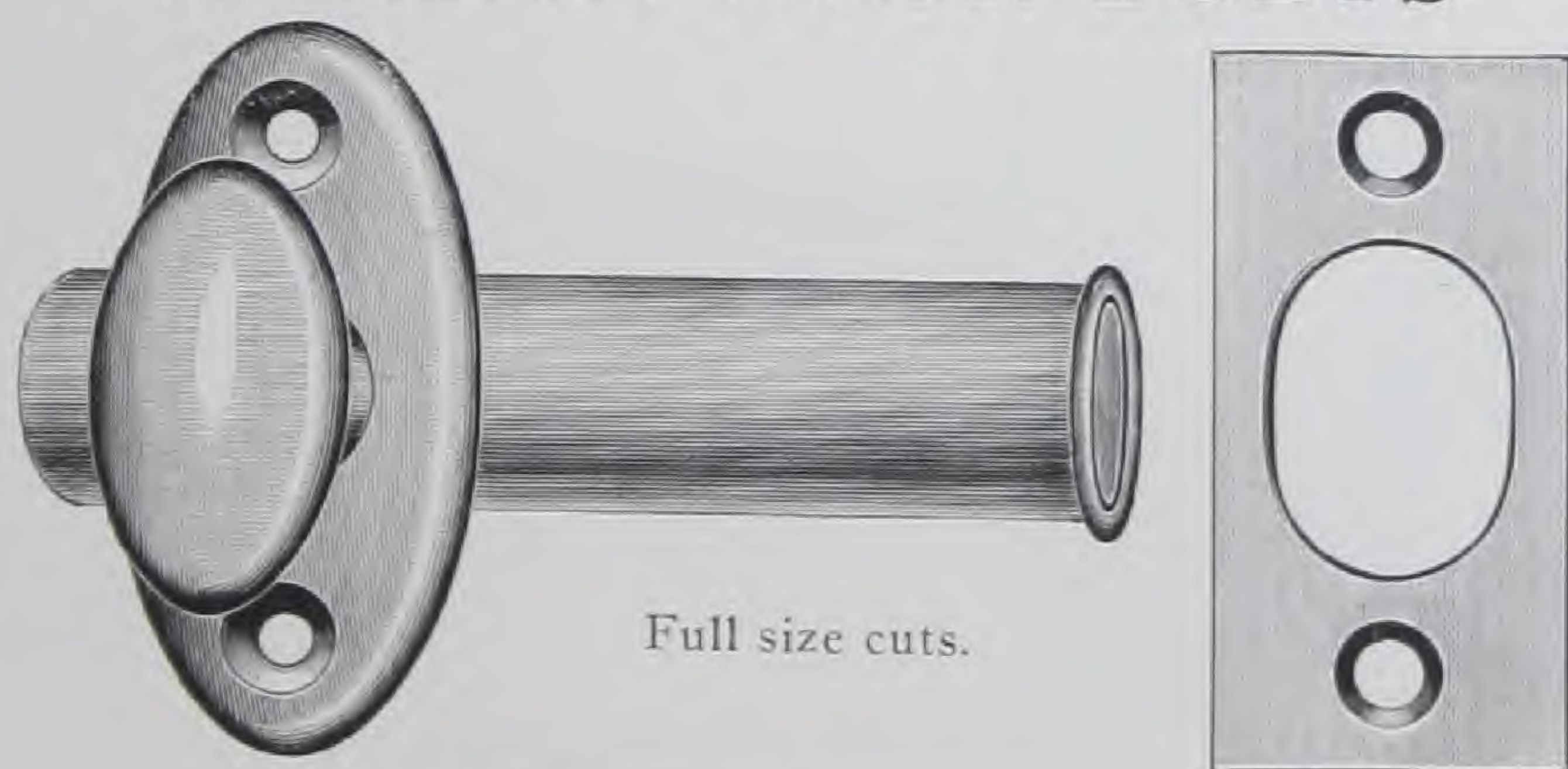
No.	Plain	Bronze Metal Knob and Escutcheon, Highly Finished	.	.	.	.
4134	Plain	Brass Metal Knob and Escutcheon, Highly Finished	.	.	.	.
4135	Plain	Bronze Metal Knob and Escutcheon, Statuary Bronze	.	.	.	.
4138	Plain	Bronze Metal Knob and Escutcheon, Nickel Plated	.	.	.	.
4142	Plain	Iron Knob and Escutcheon, Bower Barffed	.	.	.	.
4148	Plain	Bronze Metal Knob and Escutcheon, Antique Copper	.	.	.	.
4150	Plain	Brass Metal Knob and Escutcheon, Dull Brass	.	.	.	.
4151	Plain	Brass Metal Knob and Escutcheon, Antique Brass	.	.	.	.
4152	Plain	Brass Metal Knob and Escutcheon, Antique Brass, Sanded	.	.	.	.
4152½	Plain	Brass Metal Knob and Escutcheon, Antique Brass, Sanded, Medium	.	.	.	.
4183½	Plain	Color, Not Shaded	.	.	.	.

Length, 1½ inches.

Backset, 7⁄8 inch.

Diameter 9⁄16 inch.

## MORTISE DOOR BOLTS



### WROUGHT BRASS CASE

Steel Bolt, Brass Plated

No.	Plain	Bronze Metal Knob and Escutcheon, Highly Finished	.	.	.	.
4834	Plain	Brass Metal Knob and Escutcheon, Highly Finished	.	.	.	.
4835	Plain	Bronze Metal Knob and Escutcheon, Statuary Bronze	.	.	.	.
4838	Plain	Bronze Metal Knob and Escutcheon, Nickel Plated	.	.	.	.
4842	Plain	Iron Knob and Escutcheon, Bower Barffed	.	.	.	.
4848	Plain	Bronze Metal Knob and Escutcheon, Antique Copper	.	.	.	.
4850	Plain	Brass Metal Knob and Escutcheon, Dull Brass	.	.	.	.
4851	Plain	Brass Metal Knob and Escutcheon, Antique Brass	.	.	.	.
4852	Plain	Brass Metal Knob and Escutcheon, Antique Brass, Sanded	.	.	.	.
4852½	Plain	Brass Metal Knob and Escutcheon, Antique Brass, Sanded, Medium	.	.	.	.
4883½	Plain	Color, Not Shaded	.	.	.	.

Length, 2½ inches.


Backset, 1¾ inches.

Diameter, 9⁄16 inch.

Packed with screws, one dozen in box.




## MORTISE DOOR BOLTS



Full size cuts.

### WROUGHT BRASS CASE Steel Bolt, Brass Plated

No.	
4234	Plain Bronze Metal Knob and Escutcheon, Highly Finished . . . . .
4235	Plain Brass Metal Knob and Escutcheon, Highly Finished . . . . .
4238	Plain Bronze Metal Knob and Escutcheon, Statuary Bronze . . . . .
4242	Plain Bronze Metal Knob and Escutcheon, Nickel Plated . . . . .
4248	Plain Iron Knob and Escutcheon, Bower Barffed . . . . .
4250	Plain Bronze Metal Knob and Escutcheon, Antique Copper . . . . .
4251	Plain Brass Metal Knob and Escutcheon, Dull Brass . . . . .
4252	Plain Brass Metal Knob and Escutcheon, Antique Brass . . . . .
4252½	Plain Brass Metal Knob and Escutcheon, Antique Brass, Sanded . . . . .
4283½	Plain Brass Metal Knob and Escutcheon, Antique Brass, Sanded, Medium Color, Not Shaded . . . . .



Full size cuts.

### WROUGHT BRASS CASE Steel Bolt, Brass Plated

No.	
4334	Plain Bronze Metal Knob and Escutcheon, Highly Finished . . . . .
4335	Plain Brass Metal Knob and Escutcheon, Highly Finished . . . . .
4338	Plain Bronze Metal Knob and Escutcheon, Statuary Bronze . . . . .
4342	Plain Bronze Metal Knob and Escutcheon, Nickel Plated . . . . .
4350	Plain Bronze Metal Knob and Escutcheon, Antique Copper . . . . .
4351	Plain Brass Metal Knob and Escutcheon, Dull Brass . . . . .
4352	Plain Brass Metal Knob and Escutcheon, Antique Brass . . . . .
4352½	Plain Brass Metal Knob and Escutcheon, Antique Brass, Sanded . . . . .
4383½	Plain Brass Metal Knob and Escutcheon, Antique Brass, Sanded, Medium Color, Not Shaded . . . . .

Length, 2½ inches.

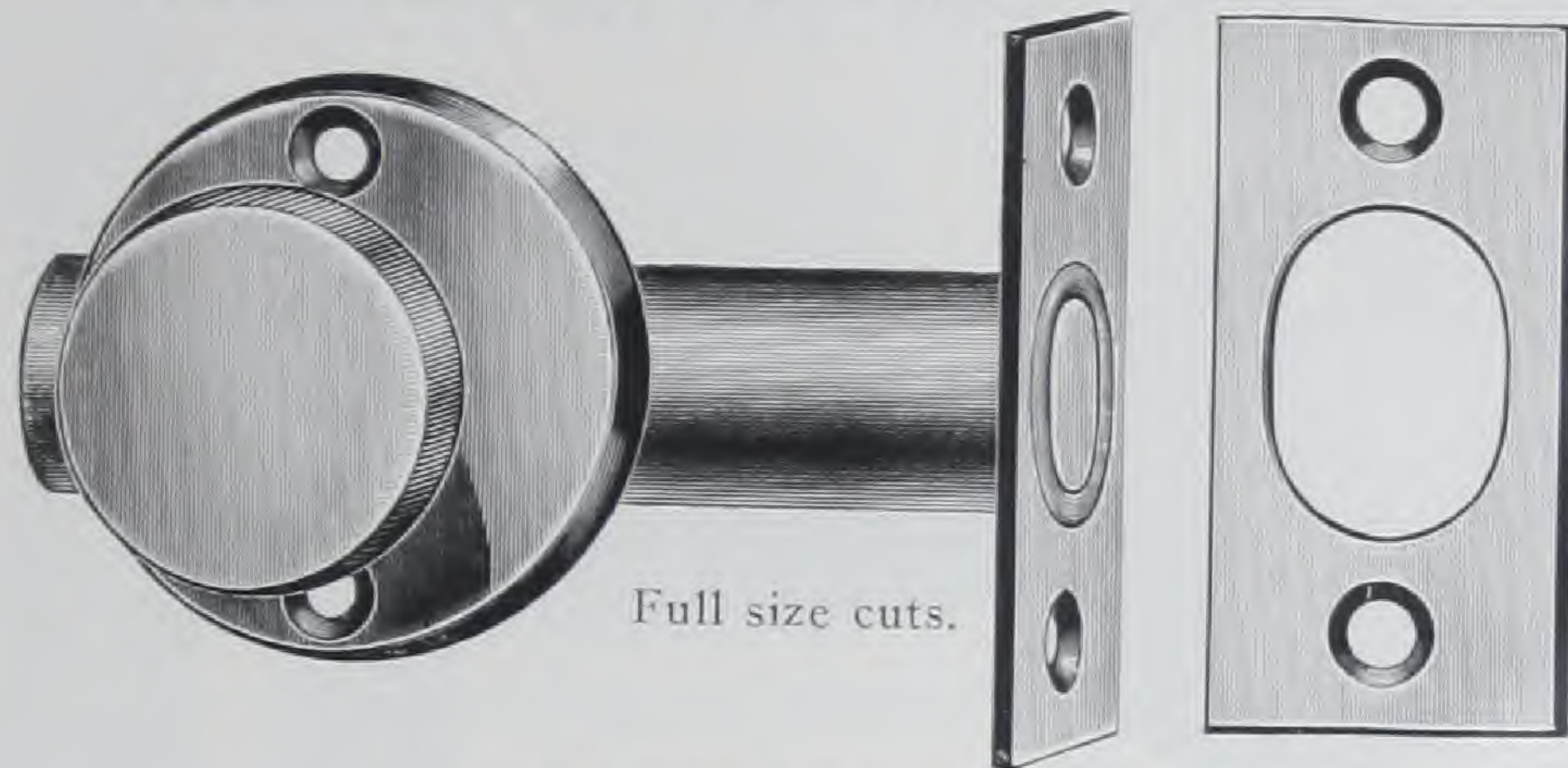
Backset, 1¾ inches.

Diameter, ⅝ inch.

Packed with screws, one dozen in box.




## MORTISE DOOR BOLTS WITH WROUGHT METAL FACE-PLATES



Full size cuts.

### WROUGHT BRASS CASE Steel Bolt, Brass Plated

No.	
4434	Plain Bronze Metal Knob and Escutcheon, Highly Finished
4435	Plain Brass Metal Knob and Escutcheon, Highly Finished
4438	Plain Bronze Metal Knob and Escutcheon, Statuary Bronze
4442	Plain Bronze Metal Knob and Escutcheon, Nickel Plated
4448	Plain Iron Knob and Escutcheon, Bower Barffed
4450	Plain Bronze Metal Knob and Escutcheon, Antique Copper
4451	Plain Brass Metal Knob and Escutcheon, Dull Brass
4452	Plain Brass Metal Knob and Escutcheon, Antique Brass
4452½	Plain Brass Metal Knob and Escutcheon, Antique Brass, Sanded
4483½	Plain Brass Metal Knob and Escutcheon, Antique Brass, Sanded, Medium Color, Not Shaded



Full size cuts.

### WROUGHT BRASS CASE Steel Bolt, Brass Plated

No.	
4534	Plain Bronze Metal Knob and Escutcheon, Highly Finished
4535	Plain Brass Metal Knob and Escutcheon, Highly Finished
4538	Plain Bronze Metal Knob and Escutcheon, Statuary Bronze
4542	Plain Bronze Metal Knob and Escutcheon, Nickel Plated
4550	Plain Bronze Metal Knob and Escutcheon, Antique Copper
4551	Plain Brass Metal Knob and Escutcheon, Dull Brass
4552	Plain Brass Metal Knob and Escutcheon, Antique Brass
4552½	Plain Brass Metal Knob and Escutcheon, Antique Brass, Sanded
4583½	Plain Brass Metal Knob and Escutcheon, Antique Brass, Sanded, Medium Color, Not Shaded

Length, 2½ inches.

Backset, 1¾ inches.

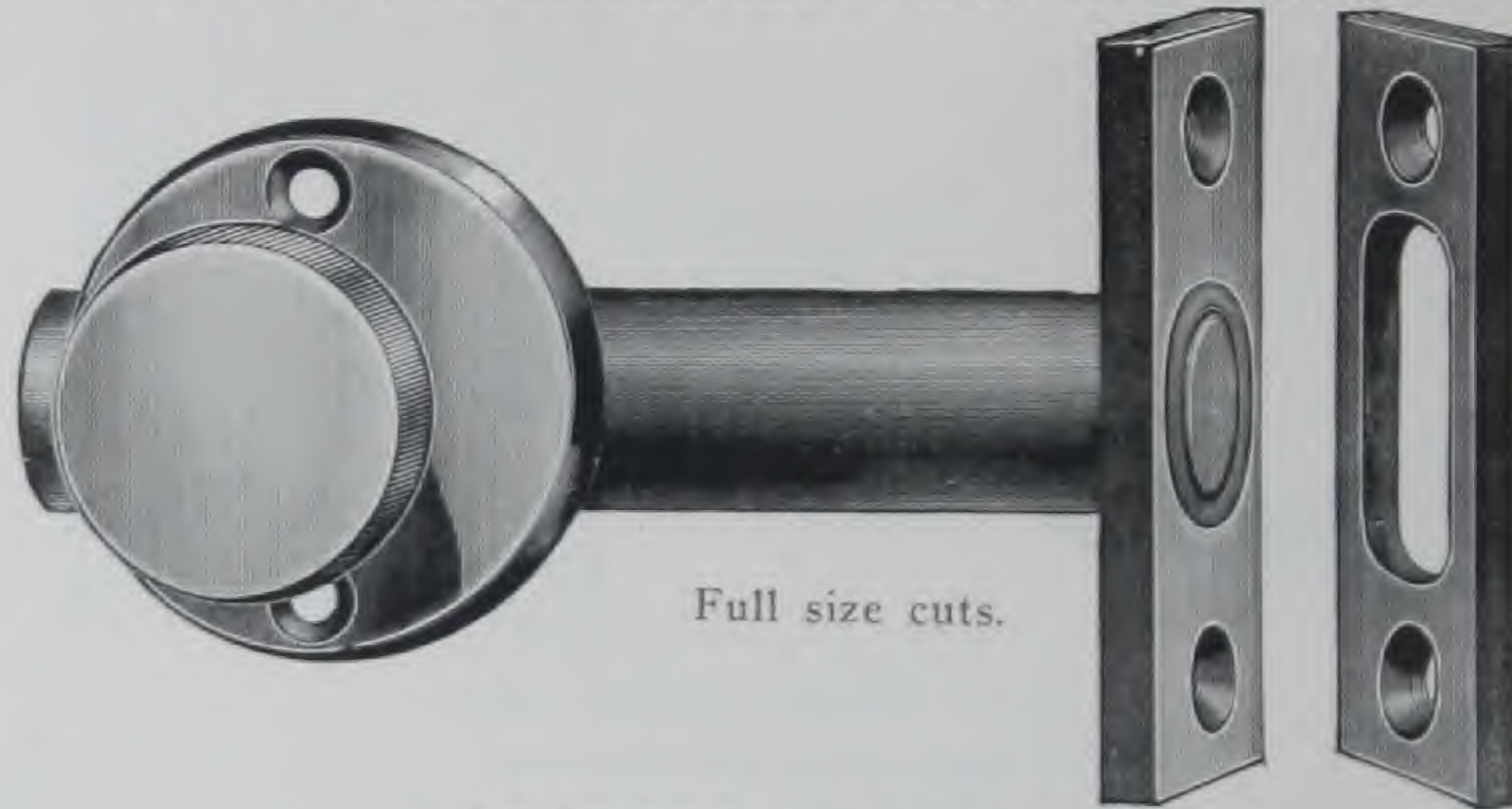
Diameter, ⅜ inch.

Packed with screws, one dozen in box.



## MORTISE DOOR BOLTS


WITH CAST METAL FACE AND STRIKE, HIGHLY POLISHED AND FINISHED TO MATCH KNOB AND ESCUTCHEON



Full size cuts.

### WROUGHT BRASS CASE Steel Bolt, Brass Plated

No.	Plain Bronze Metal Knob and Escutcheon, Highly Finished	
4634	Plain Brass Metal Knob and Escutcheon, Highly Finished	
4635	Plain Bronze Metal Knob and Escutcheon, Statuary Bronze	
4638	Plain Bronze Metal Knob and Escutcheon, Nickel Plated	
4642	Plain Iron Knob and Escutcheon, Bower Barffed	
4648	Plain Bronze Metal Knob and Escutcheon, Antique Copper	
4650	Plain Brass Metal Knob and Escutcheon, Dull Brass	
4651	Plain Brass Metal Knob and Escutcheon, Antique Brass	
4652	Plain Brass Metal Knob and Escutcheon, Antique Brass, Sanded	
4652½	Plain Brass Metal Knob and Escutcheon, Antique Brass, Sanded, Medium	
4683½	Color, Not Shaded	



Full size cuts.

### WROUGHT BRASS CASE Steel Bolt, Brass Plated

No.	Plain Bronze Metal Knob and Escutcheon, Highly Finished	
4734	Plain Brass Metal Knob and Escutcheon, Highly Finished	
4735	Plain Bronze Metal Knob and Escutcheon, Statuary Bronze	
4738	Plain Bronze Metal Knob and Escutcheon, Nickel Plated	
4742	Plain Bronze Metal Knob and Escutcheon, Antique Copper	
4750	Plain Brass Metal Knob and Escutcheon, Dull Brass	
4751	Plain Brass Metal Knob and Escutcheon, Antique Brass, Sanded	
4752	Plain Brass Metal Knob and Escutcheon, Antique Brass, Sanded, Medium	
4783½	Color, Not Shaded	

Length, 3 inches.

Backset, 2¼ inches.

Diameter, ⅝ inch.

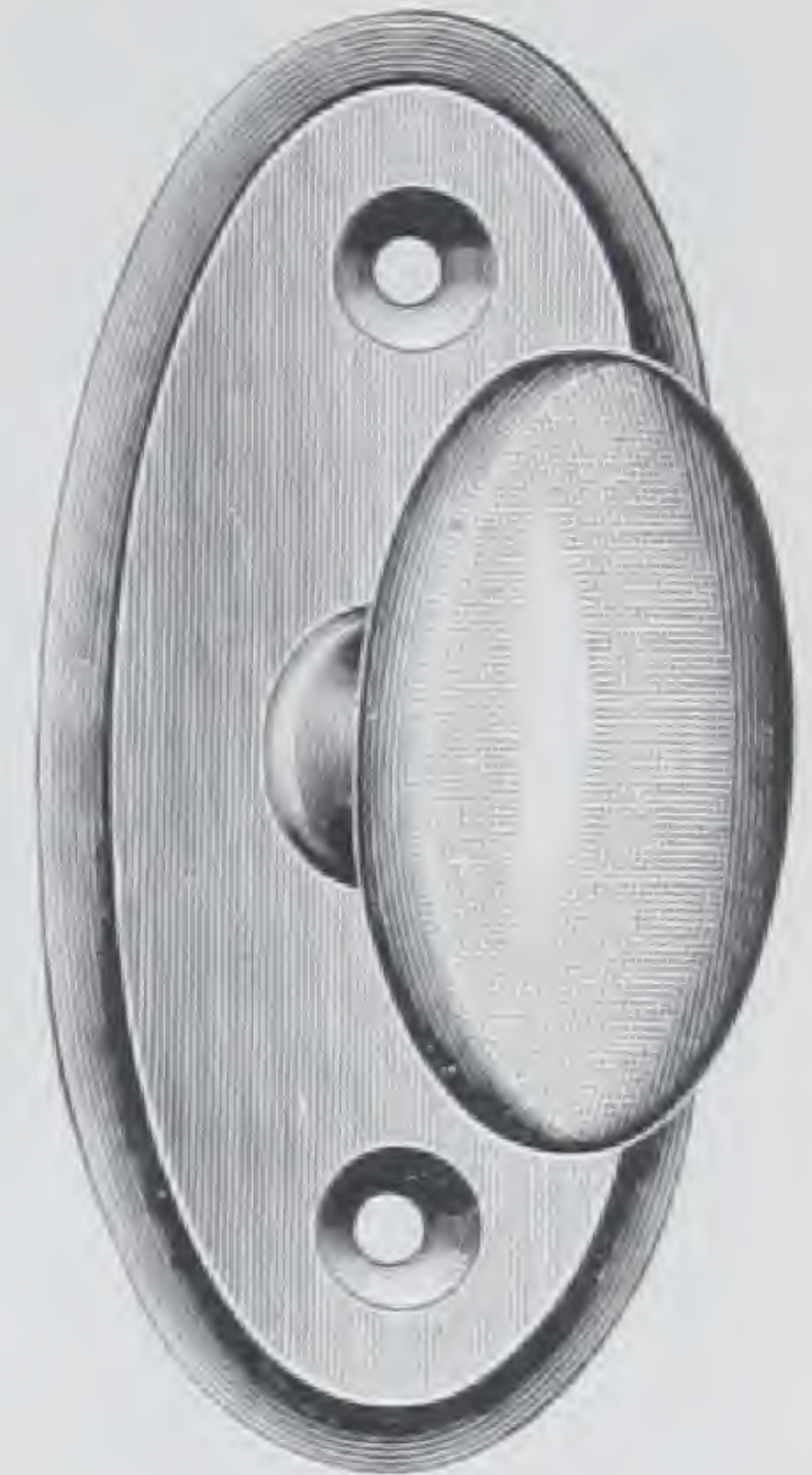
Packed with screws, one dozen in box.



**IVES PATENT  
MORTISE DOOR BOLTS**



Full size cuts.



**CAST IRON KNOB AND ESCUTCHEON**

- No.  
05148 Bower Barffed . . . . .

**CAST BRONZE FACE, BOLT, STRIKE, KNOB  
AND ESCUTCHEON**

- 05134 Highly Finished . . . . .  
05138 Statuary Bronze . . . . .  
05142 Nickel Plated . . . . .  
05150 Antique Copper . . . . .

**CAST BRASS FACE, BOLT, STRIKE, KNOB AND ESCUTCHEON**

- 05135 Highly Finished . . . . .  
05151 Dull Brass . . . . .  
05152 Antique Brass . . . . .  
05152½ Antique Brass, Sanded . . . . .  
05183½ Antique Brass, Sanded, Medium  
Color, Not Shaded . . . . .



Full size cuts.



**CAST IRON KNOB AND ESCUTCHEON**

- No.  
05248 Bower Barffed . . . . .

**CAST BRONZE FACE, BOLT, STRIKE, KNOB  
AND ESCUTCHEON**

- 05234 Highly Finished . . . . .  
05238 Statuary Bronze . . . . .  
05242 Nickel Plated . . . . .  
05250 Antique Copper . . . . .

**CAST BRASS FACE, BOLT, STRIKE, KNOB AND ESCUTCHEON**

- 05235 Highly Finished . . . . .  
05251 Dull Brass . . . . .  
05252 Antique Brass . . . . .  
05252½ Antique Brass, Sanded . . . . .  
05283½ Antique Brass, Sanded, Medium  
Color, Not Shaded . . . . .

Cast Iron Case, Japanned, 2 x 1¼ x ½ in. thick.  
Brass hub for ⅜-inch spindle.

Face plate, ⅝ x 2½ inches.  
Backset, 1¼ inch.


Packed with screws, one-half dozen in box.



## IVES PATENT MORTISE DOOR BOLTS



Full size cuts.



### CAST IRON KNOB AND ESCUTCHEON

- |      |                         |
|------|-------------------------|
| No.  |                         |
| 5148 | Bower Barffed . . . . . |

### CAST BRONZE FACE, BOLT, STRIKE, KNOB AND ESCUTCHEON

- |      |                           |
|------|---------------------------|
| 5134 | Highly Finished . . . . . |
| 5138 | Statuary Bronze . . . . . |
| 5142 | Nickel Plated . . . . .   |
| 5150 | Antique Copper . . . . .  |

### CAST BRASS FACE, BOLT, STRIKE, KNOB AND ESCUTCHEON

- |       |  |
|-------|--|
| 5135  | Highly Finished . . . . .                                    |
| 5151  | Dull Brass . . . . .   |
| 5152  | Antique Brass . . . . .                                      |
| 5152½ | Antique Brass, Sanded . . . . .                              |
| 5183½ | Antique Brass, Sanded, Medium<br>Color, Not Shaded . . . . . |



Full size cuts.



### CAST IRON KNOB AND ESCUTCHEON

- |      |                         |
|------|-------------------------|
| No.  |                         |
| 5248 | Bower Barffed . . . . . |

### CAST BRONZE FACE, BOLT, STRIKE, KNOB AND ESCUTCHEON

- |      |                           |
|------|---------------------------|
| 5234 | Highly Finished . . . . . |
| 5238 | Statuary Bronze . . . . . |
| 5242 | Nickel Plated . . . . .   |
| 5250 | Antique Copper . . . . .  |

### CAST BRASS FACE, BOLT, STRIKE, KNOB AND ESCUTCHEON

- |       |  |
|-------|--|
| 5235  | Highly Finished . . . . .                                    |
| 5251  | Dull Brass . . . . .   |
| 5252  | Antique Brass . . . . .                                      |
| 5252½ | Antique Brass, Sanded . . . . .                              |
| 5283½ | Antique Brass, Sanded, Medium<br>Color, Not Shaded . . . . . |

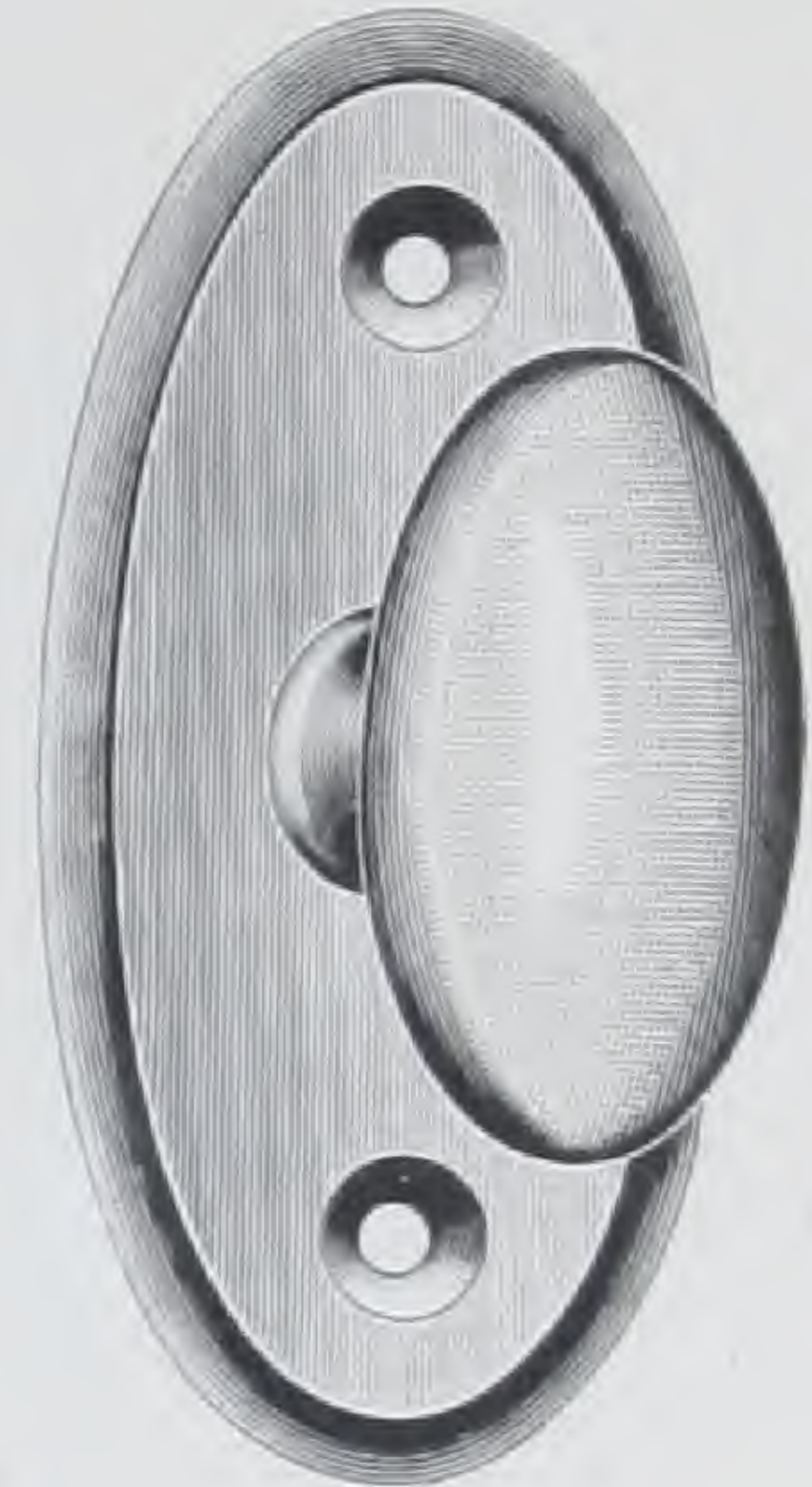

Cast Iron Case, Japanned, 2⅝ x 1¼ x ½ in. thick.  
Brass hub for ⅜-inch spindle.

Face plate, 1⅜ x 2½ inches.  
Backset, 1¾ inches.

Packed with screws, one-half dozen in box.

**IVES**

**IVES PATENT  
MORTISE DOOR BOLTS**



Full size cuts.

**CAST IRON KNOB AND ESCUTCHEON**

- No. 4948 Bower Barffed . . . . .

**CAST BRONZE FACE, BOLT, STRIKE, KNOB AND ESCUTCHEON**

- 4934 Highly Finished . . . . .  
4938 Statuary Bronze . . . . .  
4942 Nickel Plated . . . . .  
4950 Antique Copper . . . . .

**CAST BRASS FACE, BOLT, STRIKE, KNOB AND ESCUTCHEON**

- 4935 Highly Finished . . . . .  
4951 Dull Brass . . . . .  
4952 Antique Brass . . . . .  
4952½ Antique Brass, Sanded . . . . .  
4983½ Antique Brass, Sanded, Medium Color, Not Shaded . . . . .



Full size cuts.

**CAST IRON KNOB AND ESCUTCHEON**

- No. 5048 Bower Barffed . . . . .

**CAST BRONZE FACE, BOLT, STRIKE, KNOB AND ESCUTCHEON**

- 5034 Highly Finished . . . . .  
5038 Statuary Bronze . . . . .  
5042 Nickel Plated . . . . .  
5050 Antique Copper . . . . .

**CAST BRASS FACE, BOLT, STRIKE, KNOB AND ESCUTCHEON**

- 5035 Highly Finished . . . . .  
5051 Dull Brass . . . . .  
5052 Antique Brass . . . . .  
5052½ Antique Brass, Sanded . . . . .  
5083½ Antique Brass, Sanded, Medium Color, Not Shaded . . . . .

Cast Iron Case, Japanned: 3½ x 1¼ inches, ½ inch thick.  
Brass Hub for ⅜-inch spindle.

Face Plate, ⅜ inch by 2½ inches.  
Backset, 2½ inches.

Packed with screws, one-half dozen in box.



## HAND RAIL BRACKETS



Full size cuts.

Base to center of rail, 2 3/4 inches.

		CAST IRON, BURNISHED									
No.	Finish	.	.	.	.	.	.	.	.	.	.
5031	Bronzed	.	.	.	.	.	.	.	.	.	.
5036	Dead Black	.	.	.	.	.	.	.	.	.	.
5037	Dull Brass	.	.	.	.	.	.	.	.	.	.
5039	Antique Copper	.	.	.	.	.	.	.	.	.	.
5039 1/2	Brass Plated	.	.	.	.	.	.	.	.	.	.
5039 3/4	Bronze Plated	.	.	.	.	.	.	.	.	.	.
5041	Antique Brass	.	.	.	.	.	.	.	.	.	.
5046	Bower Barffed	.	.	.	.	.	.	.	.	.	.
5060	Nickel Plated	.	.	.	.	.	.	.	.	.	.
5063 1/2	Antique Brass, Sanded, Medium Color, Not Shaded	.	.	.	.	.	.	.	.	.	.

		CAST IRON, POLISHED									
No.	Finish	.	.	.	.	.	.	.	.	.	.
5033 1/2	Brass Plated	.	.	.	.	.	.	.	.	.	.
5033 3/4	Bronze Plated	.	.	.	.	.	.	.	.	.	.
5043	Dull Brass	.	.	.	.	.	.	.	.	.	.
5047	Antique Brass	.	.	.	.	.	.	.	.	.	.
5049	Antique Copper	.	.	.	.	.	.	.	.	.	.
5073 1/2	Antique Brass, Sanded, Medium Color, Not Shaded	.	.	.	.	.	.	.	.	.	.


		CAST BRONZE, POLISHED									
No.	Finish	.	.	.	.	.	.	.	.	.	.
5034	Highly Finished	.	.	.	.	.	.	.	.	.	.
5038	Statuary Bronze	.	.	.	.	.	.	.	.	.	.
5042	Nickel Plated	.	.	.	.	.	.	.	.	.	.
5050	Antique Copper	.	.	.	.	.	.	.	.	.	.

		CAST BRASS, POLISHED									
No.	Finish	.	.	.	.	.	.	.	.	.	.
5035	Highly Finished	.	.	.	.	.	.	.	.	.	.
5051	Dull Brass	.	.	.	.	.	.	.	.	.	.
5052	Antique Brass	.	.	.	.	.	.	.	.	.	.
5083 1/2	Antique Brass, Sanded, Medium Color, Not Shaded	.	.	.	.	.	.	.	.	.	.

Furnished 3 1/2 inches, base to center of rail, when so ordered. Price on application.

Packed with screws, one dozen in box.

**HAND RAIL BRACKETS**



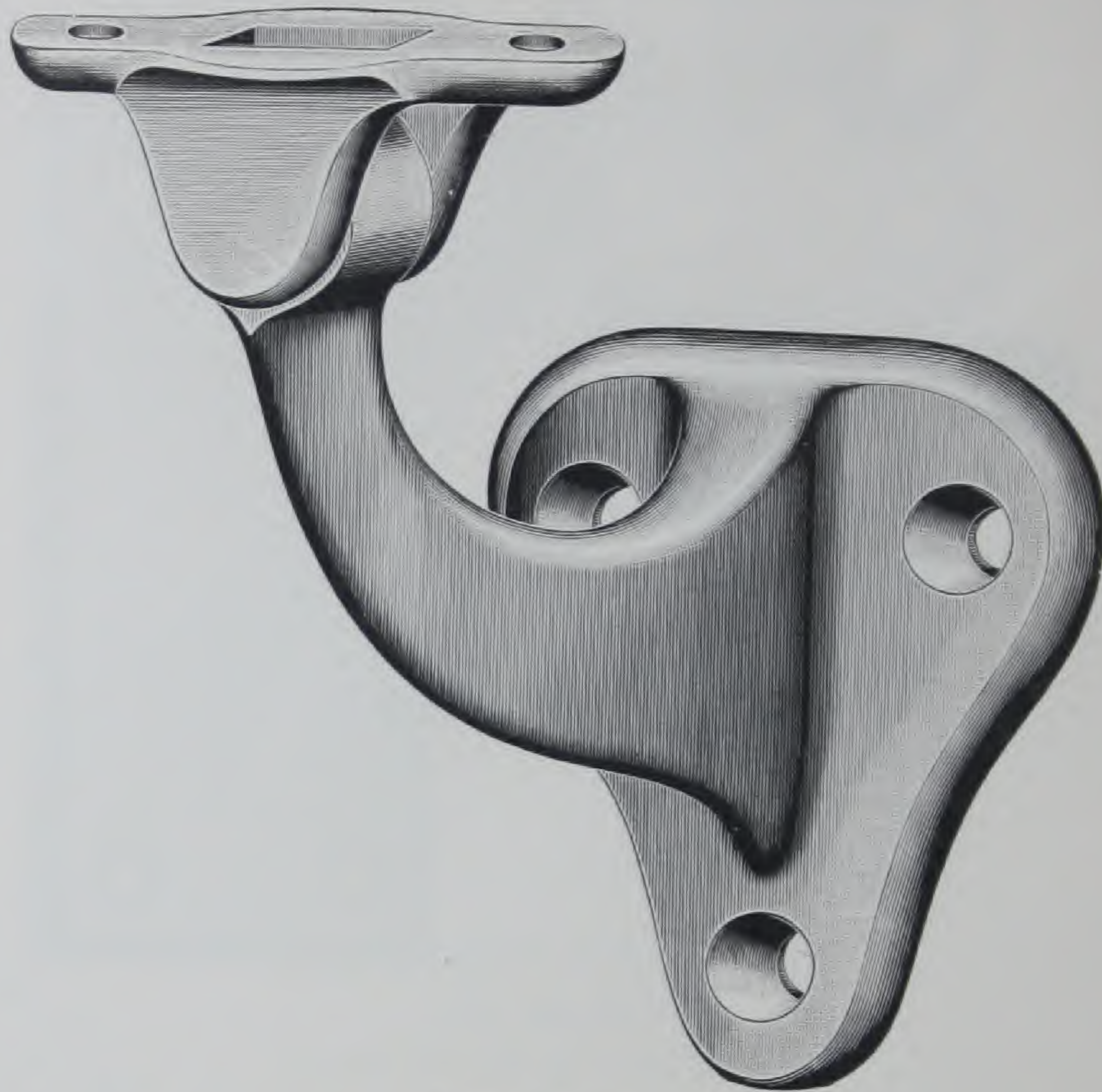
Full size cuts.

Base to center of rail, 2½ inches.

No.		<b>CAST IRON, BURNISHED</b>
06031	Bronzed	.....
		<b>CAST IRON, POLISHED</b>
06033¼	Brass Plated	.....
06033½	Bronze Plated	.....
06040	Nickel Plated	.....
06043	Dull Brass	.....
06047	Antique Brass	.....
06049	Antique Copper	.....
06073½	Antique Brass, Sanded, Medium Color, Not Shaded	.....
		<b>CAST BRONZE, POLISHED</b>
06034	Highly Finished	.....
06038	Statuary Bronze	.....
06042	Nickel Plated	.....
06050	Antique Copper	.....
		<b>CAST BRASS, POLISHED</b>
06035	Highly Finished	.....
06051	Dull Brass	.....
06052	Antique Brass	.....
06052½	Antique Brass, Sanded	.....
06083½	Antique Brass, Sanded, Medium Color, Not Shaded	.....

Packed with screws, one-half dozen in box.

## HAND RAIL BRACKETS



Full size cut.

Base to center of rail, 3 inches.

No.		CAST BRONZE, POLISHED
6034	Highly Finished	.....
6038	Statuary Bronze	.....
6042	Nickel Plated	.....
6050	Antique Copper	.....

		CAST BRASS, POLISHED
6035	Highly Finished	.....
6051	Dull Brass	.....
6052	Antique Brass	.....
6052½	Antique Brass, Sanded	.....
6083½	Antique Brass, Sanded, Medium Color, Not Shaded	.....

Packed with screws, one-half dozen in box.



## CURTAIN HOOKS



Full size cut.

No.	
52534	Cast Bronze, Highly Finished . . . . .
52535	Cast Brass, Highly Finished . . . . .
52542	Cast Bronze, Nickel Plated . . . . .

Packed three dozen in box.



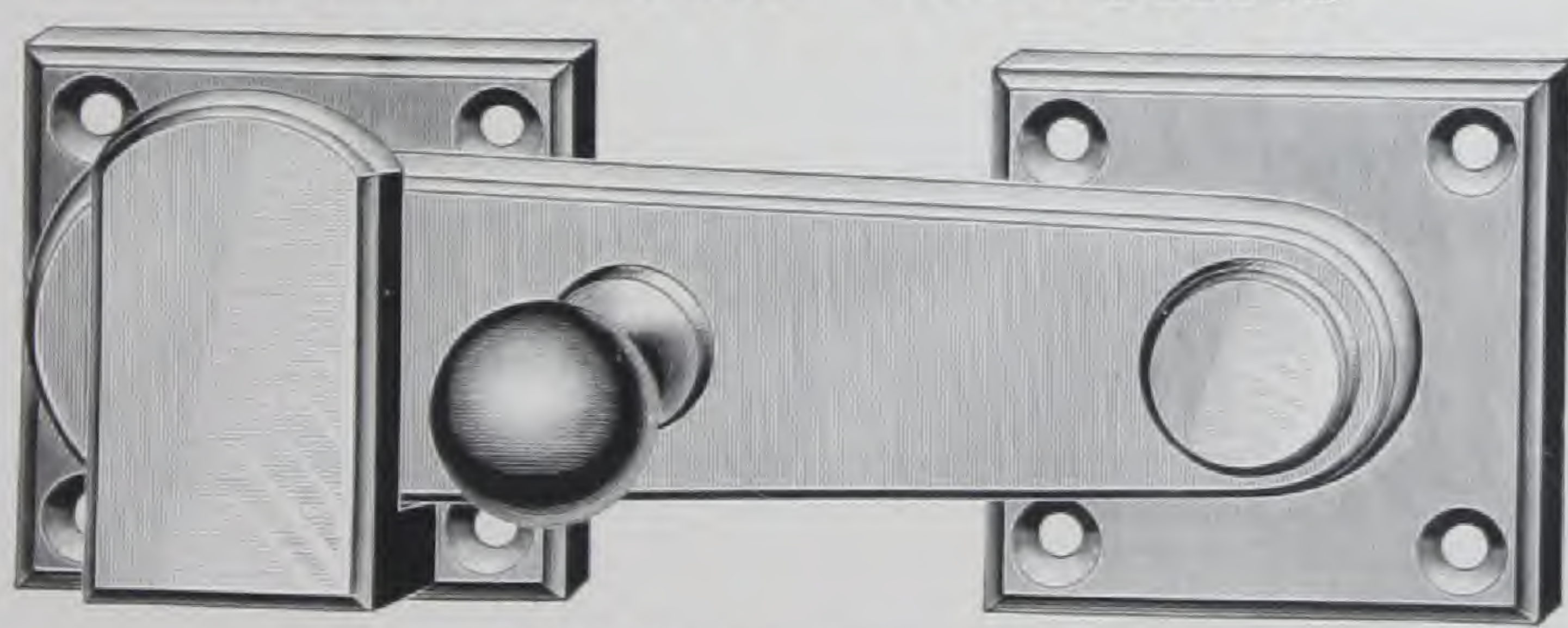
Full size cut.

## BATH ROOM HOOKS

No.	
52634	Cast Bronze, Highly Finished . . . . .
52635	Cast Brass, Highly Finished . . . . .
52642	Cast Bronze, Nickel Plated . . . . .

Packed with screws, two dozen in box.

## LAVATORY LATCHES




Cut three-quarters size.  
Bar 5 inches long.

No.		<b>CAST BRONZE, POLISHED</b>
34	Highly Finished . . . . .	
42	Nickel Plated . . . . .	
50	Antique Copper . . . . .	

		<b>CAST BRASS, POLISHED</b>
35	Highly Finished . . . . .	
51	Dull Brass . . . . .	
52	Antique Brass . . . . .	
52½	Antique Brass, Sanded . . . . .	

Packed with screws, one-half dozen in box.

## CUPBOARD TURNS



Full size cuts.

No.	CAST IRON, POLISHED
54033 <sup>1</sup> / <sub>4</sub>	Brass Plated . . . . .
54033 <sup>1</sup> / <sub>2</sub>	Bronze Plated . . . . .
54040	Nickel Plated . . . . .
54043	Dull Brass . . . . .
54047	Antique Brass . . . . .
54047 <sup>1</sup> / <sub>2</sub>	Antique Brass, Sanded . . . . .
54048	Bower Barffed . . . . .
54049	Antique Copper . . . . .
54073 <sup>1</sup> / <sub>2</sub>	Antique Brass, Sanded, Medium Color, Not Shaded . . . . .

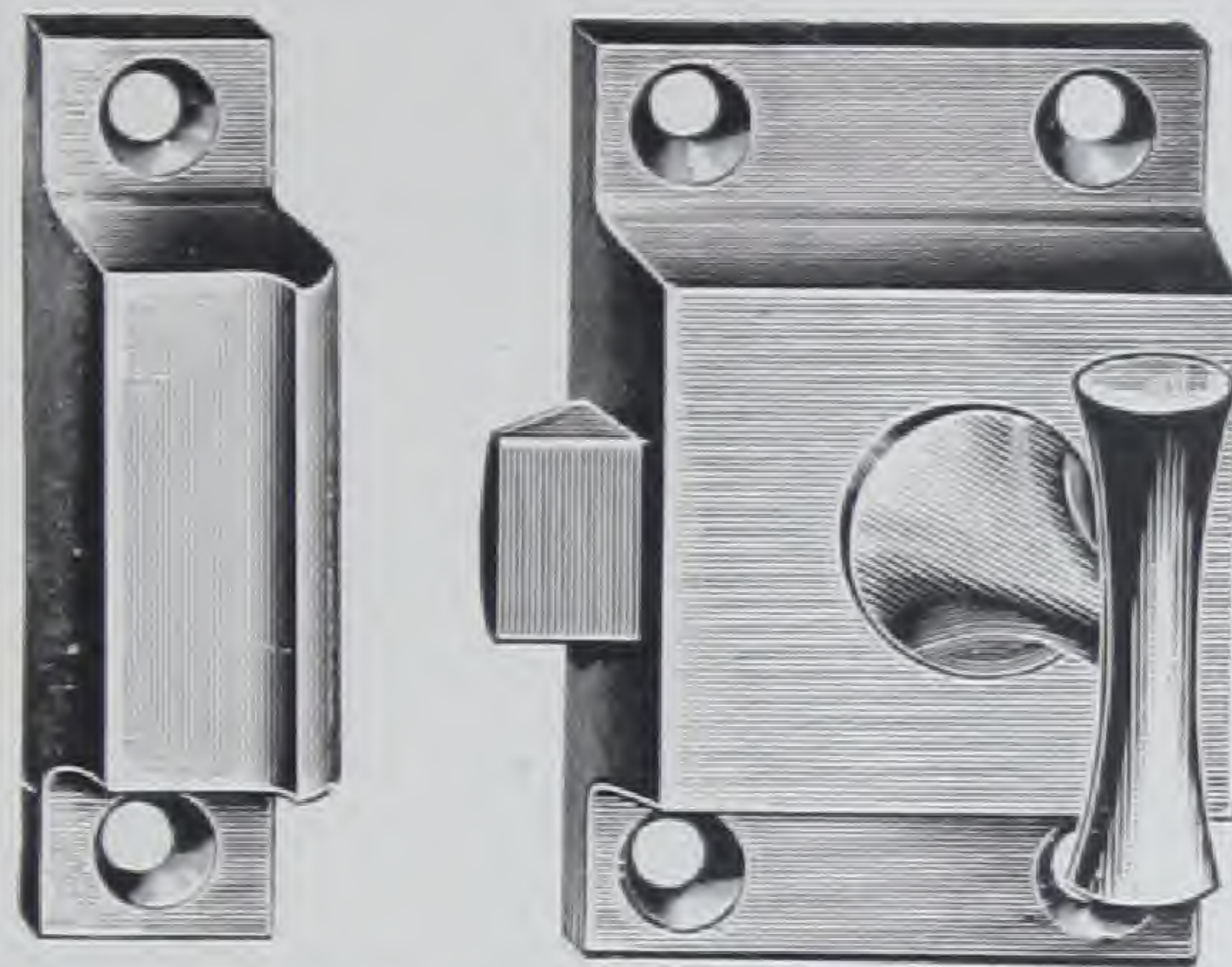
CAST BRONZE, POLISHED	
54034	Highly Finished . . . . .
54038	Statuary Bronze . . . . .
54042	Nickel Plated . . . . .
54050	Antique Copper . . . . .

CAST BRASS, POLISHED	
54035	Highly Finished . . . . .
54051	Dull Brass . . . . .
54052	Antique Brass . . . . .
54052 <sup>1</sup> / <sub>2</sub>	Antique Brass, Sanded . . . . .
54083 <sup>1</sup> / <sub>2</sub>	Antique Brass, Sanded, Medium Color, Not Shaded . . . . .

Packed with screws, one dozen in box.



CUPBOARD TURNS



Full size cuts.

No.	CAST IRON, POLISHED					
54133 <sup>1</sup> / <sub>4</sub>	Brass Plated	.	.	.	.	.
54133 <sup>1</sup> / <sub>2</sub>	Bronze Plated	.	.	.	.	.
54140	Nickel Plated	.	.	.	.	.
54143	Dull Brass	.	.	.	.	.
54147	Antique Brass	.	.	.	.	.
54147 <sup>1</sup> / <sub>2</sub>	Antique Brass, Sanded	.	.	.	.	.
54148	Bower Barffed	.	.	.	.	.
54149	Antique Copper	.	.	.	.	.
54173 <sup>1</sup> / <sub>2</sub>	Antique Brass, Sanded, Medium Color, Not Shaded	.	.	.	.	.


		CAST BRONZE, POLISHED					
54134	Highly Finished	.	.	.	.	.	
54138	Statuary Bronze	.	.	.	.	.	
54142	Nickel Plated	.	.	.	.	.	
54150	Antique Copper	.	.	.	.	.	

		CAST BRASS, POLISHED					
54135	Highly Finished	.	.	.	.	.	
54151	Dull Brass	.	.	.	.	.	
54152	Antique Brass	.	.	.	.	.	
54152 <sup>1</sup> / <sub>2</sub>	Antique Brass, Sanded	.	.	.	.	.	
54183 <sup>1</sup> / <sub>2</sub>	Antique Brass, Sanded, Medium Color, Not Shaded	.	.	.	.	.	

Packed with screws, one dozen in box.



## CUPBOARD TURNS



Full size cuts.

No.	CAST IRON, POLISHED
53033 <sup>1</sup> / <sub>4</sub>	Brass Plated . . . . .
53033 <sup>1</sup> / <sub>2</sub>	Bronze Plated . . . . .
53040	Nickel Plated . . . . .
53043	Dull Brass . . . . .
53047	Antique Brass . . . . .
53047 <sup>1</sup> / <sub>2</sub>	Antique Brass, Sanded . . . . .
53048	Bower Barffed . . . . .
53049	Antique Copper . . . . .
53073 <sup>1</sup> / <sub>2</sub>	Antique Brass, Sanded, Medium Color, Not Shaded . . . . .


	CAST BRONZE, POLISHED
53034	Highly Finished . . . . .
53038	Statuary Bronze . . . . .
53042	Nickel Plated . . . . .
53050	Antique Copper . . . . .

	CAST BRASS, POLISHED
53035	Highly Finished . . . . .
53051	Dull Brass . . . . .
53052	Antique Brass . . . . .
53052 <sup>1</sup> / <sub>2</sub>	Antique Brass, Sanded . . . . .
53083 <sup>1</sup> / <sub>2</sub>	Antique Brass, Sanded, Medium Color, Not Shaded . . . . .

Packed with screws, one dozen in box.



## CUPBOARD TURNS



Full size cuts.

No.

### CAST IRON, POLISHED

53133 <sup>1</sup> / <sub>4</sub>	Brass Plated	.	.	.	.	.	.	.	.	.	.	.	.	.	.	.	.	.	.	.	.	.	.
53133 <sup>1</sup> / <sub>2</sub>	Bronze Plated	.	.	.	.	.	.	.	.	.	.	.	.	.	.	.	.	.	.	.	.	.	.
53140	Nickel Plated	.	.	.	.	.	.	.	.	.	.	.	.	.	.	.	.	.	.	.	.	.	.
53143	Dull Brass	.	.	.	.	.	.	.	.	.	.	.	.	.	.	.	.	.	.	.	.	.	.
53147	Antique Brass	.	.	.	.	.	.	.	.	.	.	.	.	.	.	.	.	.	.	.	.	.	.
53147 <sup>1</sup> / <sub>2</sub>	Antique Brass, Sanded	.	.	.	.	.	.	.	.	.	.	.	.	.	.	.	.	.	.	.	.	.	.
53148	Bower Barffed	.	.	.	.	.	.	.	.	.	.	.	.	.	.	.	.	.	.	.	.	.	.
53149	Antique Copper	.	.	.	.	.	.	.	.	.	.	.	.	.	.	.	.	.	.	.	.	.	.
53173 <sup>1</sup> / <sub>2</sub>	Antique Brass, Sanded, Medium Color, Not Shaded	.	.	.	.	.	.	.	.	.	.	.	.	.	.	.	.	.	.	.	.	.	.

### CAST BRONZE, POLISHED

53134	Highly Finished	.	.	.	.	.	.	.	.	.	.	.	.	.	.	.	.	.	.	.	.	.	.
53138	Statuary Bronze	.	.	.	.	.	.	.	.	.	.	.	.	.	.	.	.	.	.	.	.	.	.
53142	Nickel Plated	.	.	.	.	.	.	.	.	.	.	.	.	.	.	.	.	.	.	.	.	.	.
53150	Antique Copper	.	.	.	.	.	.	.	.	.	.	.	.	.	.	.	.	.	.	.	.	.	.

### CAST BRASS, POLISHED

53135	Highly Finished	.	.	.	.	.	.	.	.	.	.	.	.	.	.	.	.	.	.	.	.	.	.
53151	Dull Brass	.	.	.	.	.	.	.	.	.	.	.	.	.	.	.	.	.	.	.	.	.	.
53152	Antique Brass	.	.	.	.	.	.	.	.	.	.	.	.	.	.	.	.	.	.	.	.	.	.
53152 <sup>1</sup> / <sub>2</sub>	Antique Brass, Sanded	.	.	.	.	.	.	.	.	.	.	.	.	.	.	.	.	.	.	.	.	.	.
53183 <sup>1</sup> / <sub>2</sub>	Antique Brass, Sanded, Medium Color, Not Shaded	.	.	.	.	.	.	.	.	.	.	.	.	.	.	.	.	.	.	.	.	.	.

Packed with screws, one dozen in box.



## COAT AND HAT HOOKS



Full size cut.

No.		<b>CAST IRON, BURNISHED</b>
57031	Bronzed	.....
57036	Dead Black	.....
57037	Dull Brass	.....
57039	Antique Copper	.....
57039 <sup>1</sup> / <sub>4</sub>	Brass Plated	.....
57039 <sup>3</sup> / <sub>4</sub>	Bronze Plated	.....
57060	Nickel Plated	.....
57063 <sup>1</sup> / <sub>2</sub>	Antique Brass, Sanded, Medium Color, Not Shaded	.....

		<b>CAST BRONZE, BURNISHED</b>
57082	Nickel Plated	.....
57084	Bright Bronze	.....
57088	Statuary Bronze	.....

		<b>CAST BRASS, BURNISHED</b>
57085	Bright Brass	.....
57091	Dull Brass	.....
57093 <sup>1</sup> / <sub>2</sub>	Antique Brass, Sanded, Medium Color, Not Shaded	.....

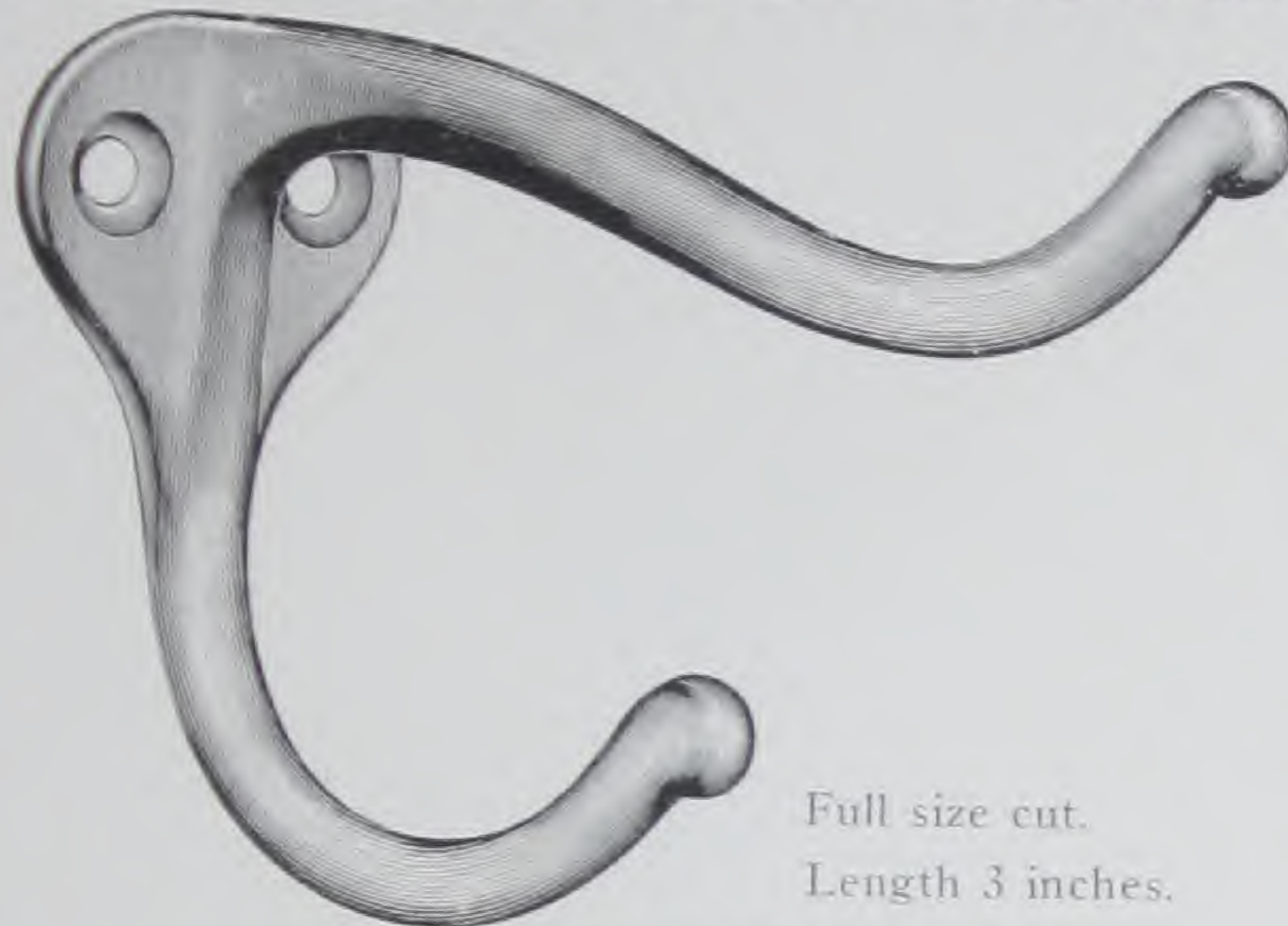
		<b>CAST BRONZE, POLISHED</b>
57034	Highly Finished	.....
57038	Statuary Bronze	.....
57042	Nickel Plated	.....

		<b>CAST BRASS, POLISHED</b>
57035	Highly Finished	.....
57051	Dull Brass	.....
57083 <sup>1</sup> / <sub>2</sub>	Antique Brass, Sanded, Medium Color, Not Shaded	.....

Packed with screws, two dozen in box.



COAT AND HAT HOOKS



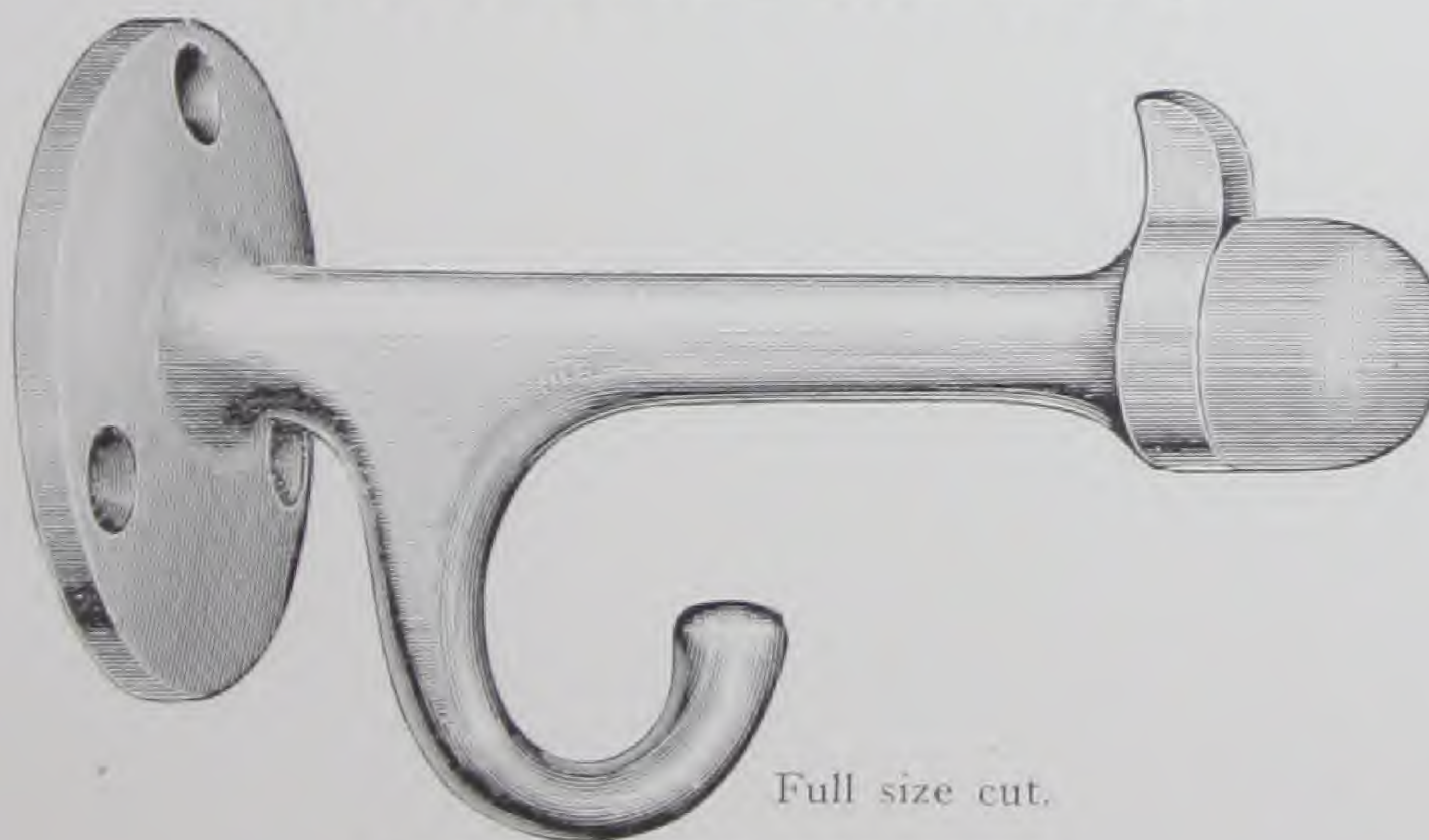
Full size cut.  
Length 3 inches.

CAST IRON, BURNISHED

No.	
57131	Bronzed
57136	Dead Black
57137	Dull Brass
57139	Antique Copper
57139 <sup>1</sup> / <sub>4</sub>	Brass Plated
57139 <sup>3</sup> / <sub>4</sub>	Bronze Plated
57160	Nickel Plated
57163 <sup>1</sup> / <sub>2</sub>	Antique Brass, Sanded, Medium Color, Not Shaded

Packed with screws, two dozen in box.

DOOR STOPS AND COAT HOOKS COMBINED WITH RUBBER TIPS



Full size cut.

CAST BRONZE, POLISHED

No.	
57734	Highly Finished
57742	Nickel Plated

CAST BRASS, POLISHED

57735	Highly Finished
57751	Dull Brass

Packed with screws, one dozen in box.

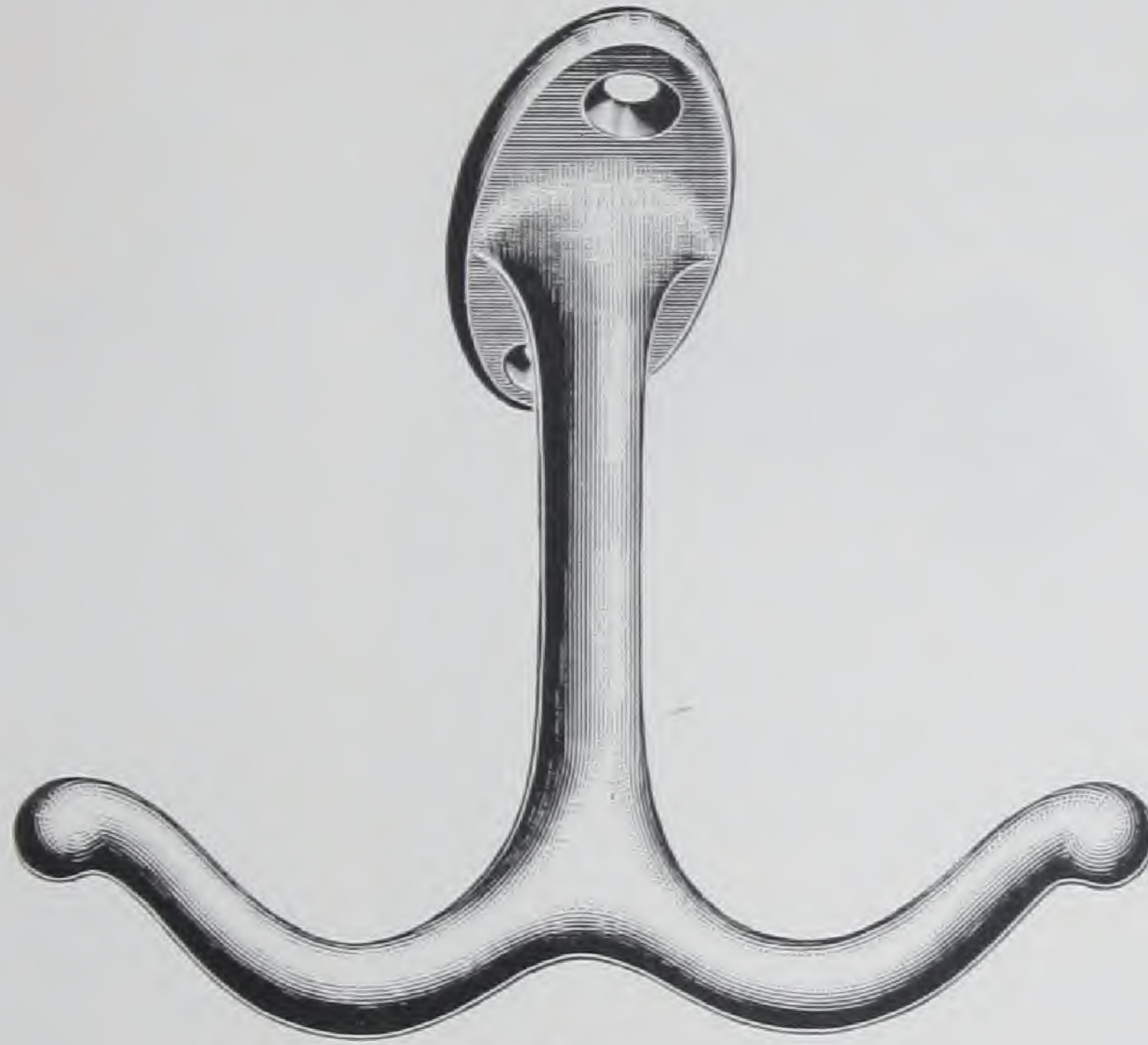
[BLANK PAGE]



CCA



## CEILING HOOKS



Full size cut.

No.		CAST IRON, BURNISHED
58031	Bronzed	.....
58036	Dead Black	.....
58037	Dull Brass	.....
58039	Antique Copper	.....
58039 <sup>1</sup> / <sub>4</sub>	Brass Plated	.....
58039 <sup>3</sup> / <sub>4</sub>	Bronze Plated	.....
58060	Nickel Plated	.....
58063 <sup>1</sup> / <sub>2</sub>	Antique Brass, Sanded, Medium Color, Not Shaded	.....
		CAST BRONZE, BURNISHED
58082	Nickel Plated	.....
58084	Bright Bronze	.....
58088	Statuary Bronze	.....
		CAST BRASS, BURNISHED
58085	Bright Brass	.....
58091	Dull Brass	.....
58093 <sup>1</sup> / <sub>2</sub>	Antique Brass, Sanded, Medium Color, Not Shaded	.....
		CAST BRONZE, POLISHED
58034	Highly Finished	.....
58038	Statuary Bronze	.....
58042	Nickel Plated	.....
		CAST BRASS, POLISHED
58035	Highly Finished	.....
58051	Dull Brass	.....
58083 <sup>1</sup> / <sub>2</sub>	Antique Brass, Sanded, Medium Color, Not Shaded	.....

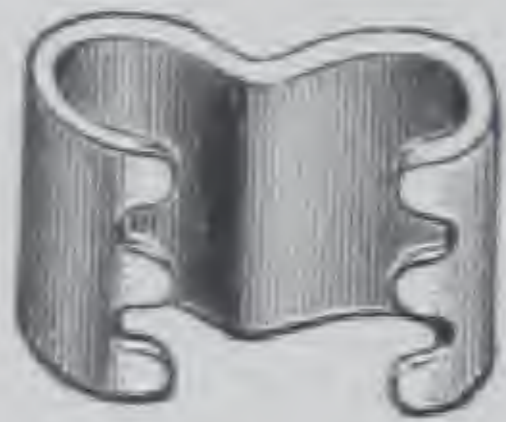
Packed with screws, two dozen in box.



# IVES SASH CORD AND WEIGHT FASTENERS

PATENTED

*Made in Wrought Steel Only.  
Will Not Break or Slip on Cord.  
Fits Four Sizes Cord.*



Weight Fastener.



Sash Cord Fastener.  
Full size cuts.

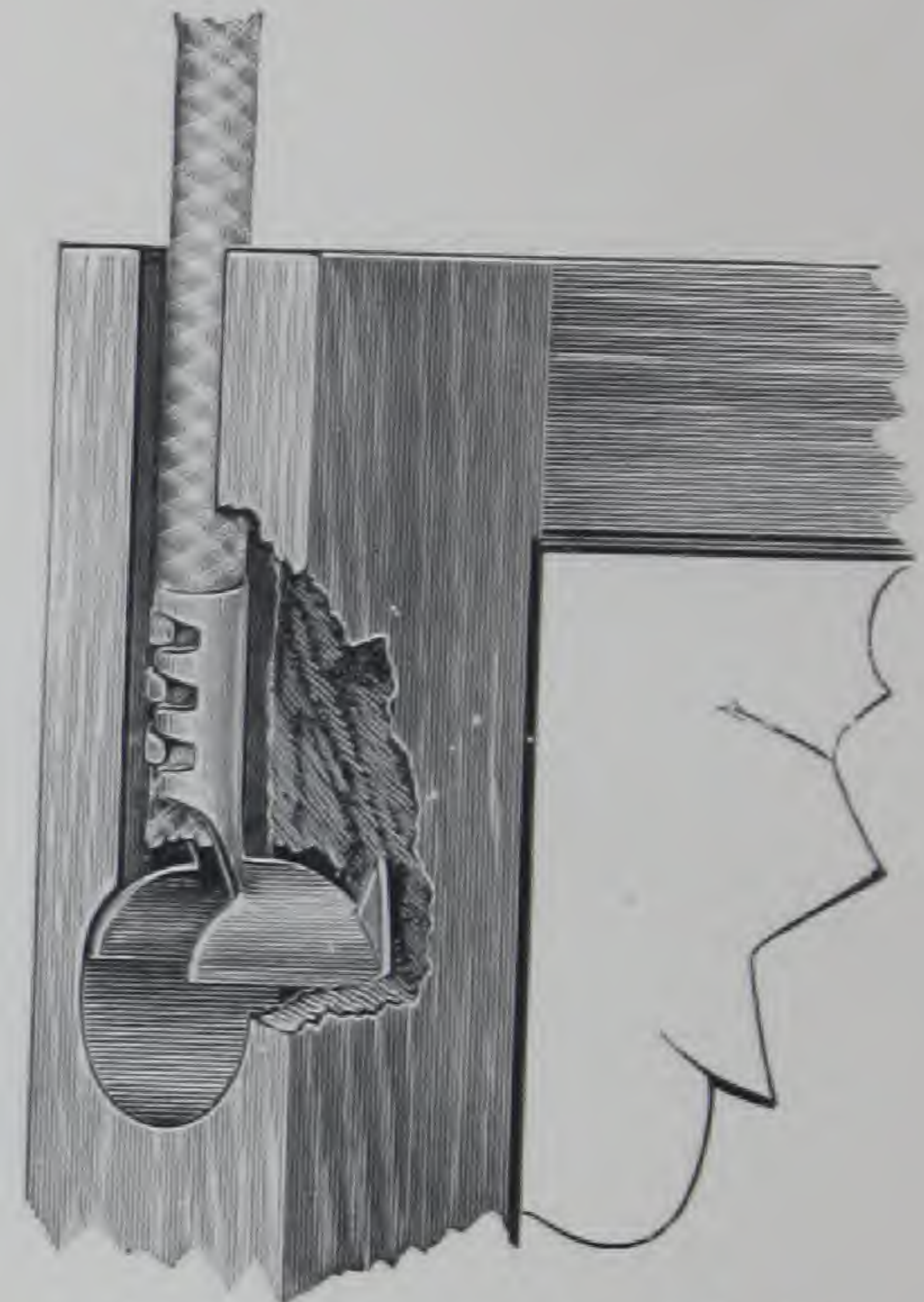
An up-to-date method of hanging windows. No screws required or knots to tie or slip. Will stay in place and the adjustment is permanently maintained.

- No.  
180½ Cord Fasteners . . . . .  
181 Weight Fasteners . . . . .

Packed separately, one gross in box,  
fifty gross in case.




As applied to Weights.



As applied to Cord and Sash

## PLIERS



Half size cut.

**MALLEABLE IRON**  
FOR APPLYING CORD AND WEIGHT FASTENERS

- No.  
182 Japanned . . . . .

Packed one-half dozen in box.



**IVES**

**HARDWARE**  
FOR  
**FIRE-PROOF METAL SASH**  
**MALLEABLE IRON,**  
**BRONZE AND BRASS**

The Hardware illustrated on the following pages is used extensively on fire-proof windows and has successfully stood the test in many serious fires.

The "Ives Patent Sash Lock" and "The Crescent Sash Fastener" in Malleable Iron are recommended by the National Board of Fire Underwriters of the United States of America, being tested and approved by the Underwriters' Laboratories, Inc., and bear their label of inspection and approval.

In addition to the goods described in this catalogue, we manufacture special hardware for Casement and Double Hung Metal Windows.

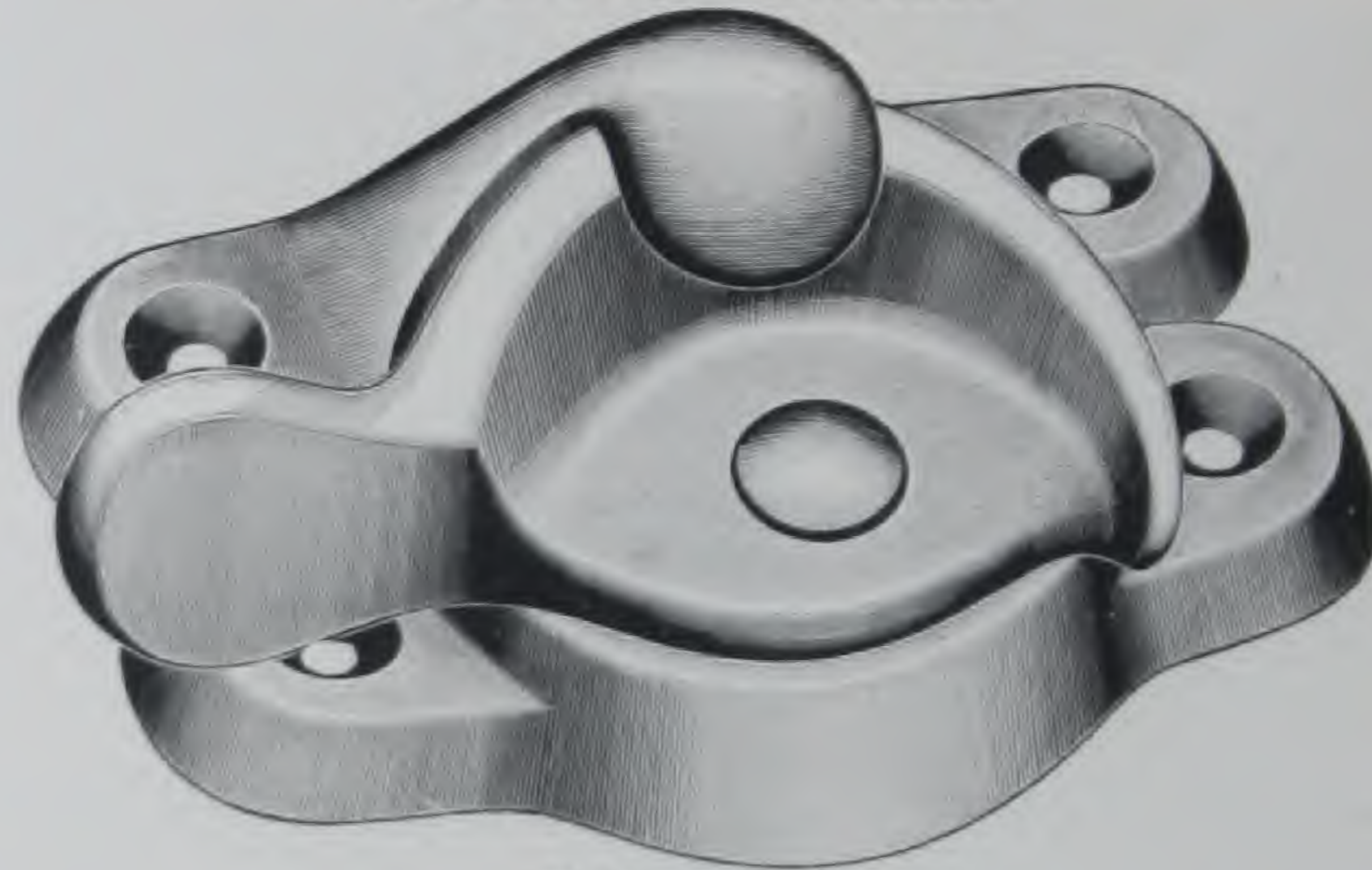
The Hardware we manufacture for fire-proof metal sash carries the same high standard of finishes as other goods shown in this catalogue.

THE H. B. IVES CO.



# The Crescent SASH FASTENER.

Trade-Mark Registered U. S. Patent Office.  
FOR METAL SASH



Full size cut.

This Fastener in Malleable Iron is recommended by the National Board of Fire Underwriters for windows up to three (3) feet in width and furnished bearing the label of inspection and approval of the Underwriters' Laboratories, Inc.

### MALLEABLE IRON, BURNISHED

No.		
R 931	Bronzed	
R 936	Dead Black	
R 937	Dull Brass	
R 939	Antique Copper	
R 939 <sup>3</sup> / <sub>4</sub>	Bronze Plated	
R 946	Bower Barffed	
R 960	Nickel Plated	

### MALLEABLE IRON, POLISHED

R 933 <sup>1</sup> / <sub>4</sub>	Brass Plated	
R 933 <sup>1</sup> / <sub>2</sub>	Bronze Plated	
R 940	Nickel Plated	
R 943	Dull Brass	
R 948	Bower Barffed	
R 949	Antique Copper	

### CAST BRONZE, POLISHED

R 934	Highly Finished	
R 942	Nickel Plated	
R 950	Antique Copper	

### CAST BRASS, POLISHED

R 935	Highly Finished	
R 951	Dull Brass	
R 952	Antique Brass	
R 952 <sup>1</sup> / <sub>2</sub>	Antique Brass, Sanded	
R 983 <sup>1</sup> / <sub>2</sub>	Antique Brass, Sanded, Medium Color, Not Shaded	

Screw holes are drilled for No. 10 flat head screws,  $2\frac{7}{16}$  inches center to center.

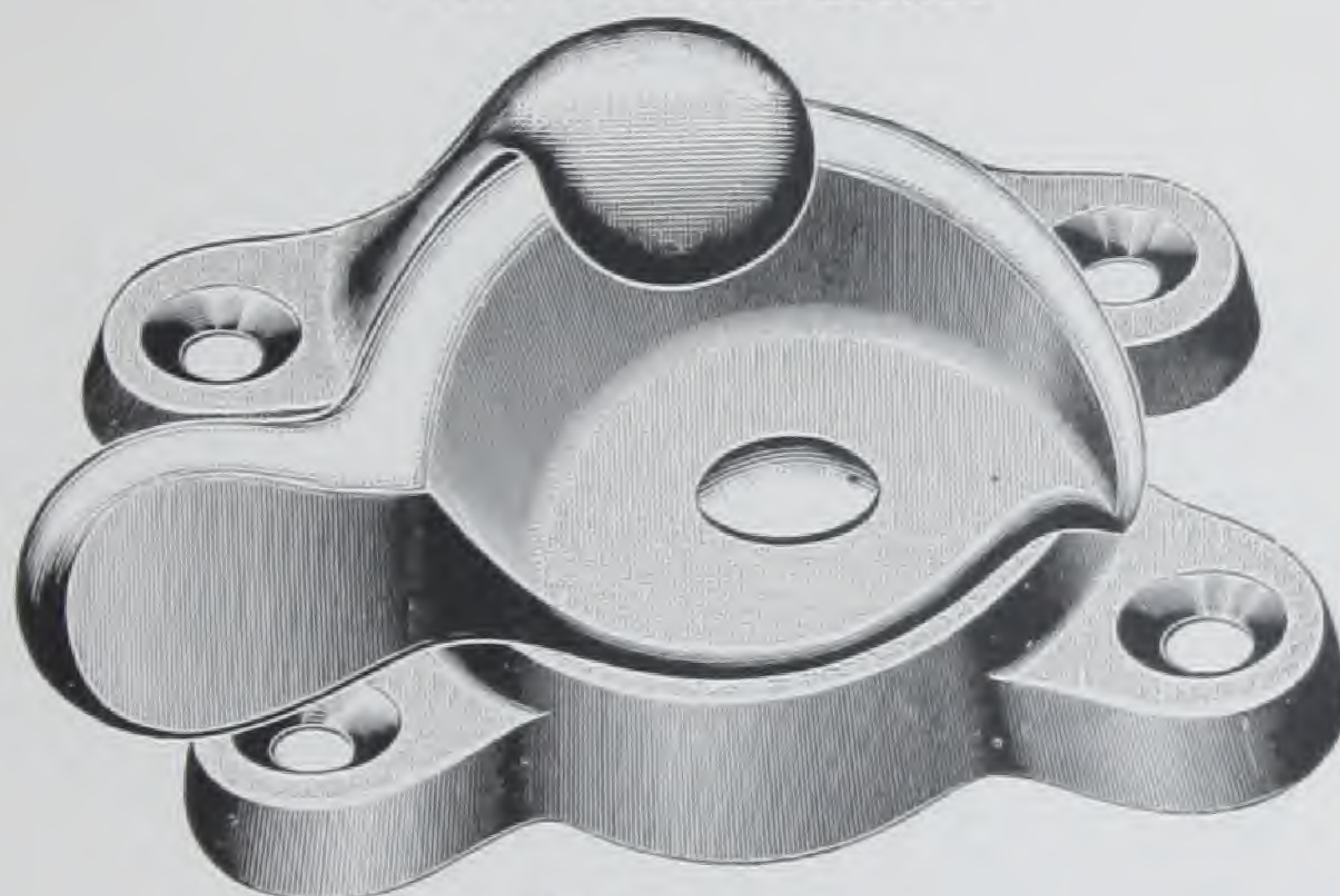
Can also be furnished with screw holes drilled as ordered.

Packed with  $5\frac{1}{8}$  inch x 10 x 24 flat head machine screws, one dozen in box.



# The Crescent SASH FASTENER.

Trade-Mark Registered U. S. Patent Office.  
FOR METAL SASH



Full size cut.

This Fastener in Malleable Iron is recommended by the National Board of Fire Underwriters for windows up to three (3) feet in width, and furnished bearing the label of inspection and approval of the Underwriters' Laboratories, Inc.

No.		MALLEABLE IRON, BURNISHED
R 9731	Bronzed	.....
R 9736	Dead Black	.....
R 9737	Dull Brass	.....
R 9739	Antique Copper	.....
R 9739 <sup>3</sup> / <sub>4</sub>	Bronze Plated	.....
R 9746	Bower Barffed	.....
R 9760	Nickel Plated	.....

		MALLEABLE IRON, POLISHED
R 9733 <sup>1</sup> / <sub>4</sub>	Brass Plated	.....
R 9733 <sup>1</sup> / <sub>2</sub>	Bronze Plated	.....
R 9740	Nickel Plated	.....
R 9743	Dull Brass	.....
R 9748	Bower Barffed	.....
R 9749	Antique Copper	.....

		CAST BRONZE, POLISHED
R 9734	Highly Finished	.....
R 9742	Nickel Plated	.....
R 9750	Antique Copper	.....

		CAST BRASS, POLISHED
R 9735	Highly Finished	.....
R 9751	Dull Brass	.....
R 9752	Antique Brass	.....
R 9752 <sup>1</sup> / <sub>2</sub>	Antique Brass, Sanded	.....
R 9783 <sup>1</sup> / <sub>2</sub>	Antique Brass, Sanded, Medium Color, Not Shaded	.....

Screw holes are drilled for No. 10 flat head screws, 2 inches center to center.  
Can be furnished with screw holes drilled as ordered.

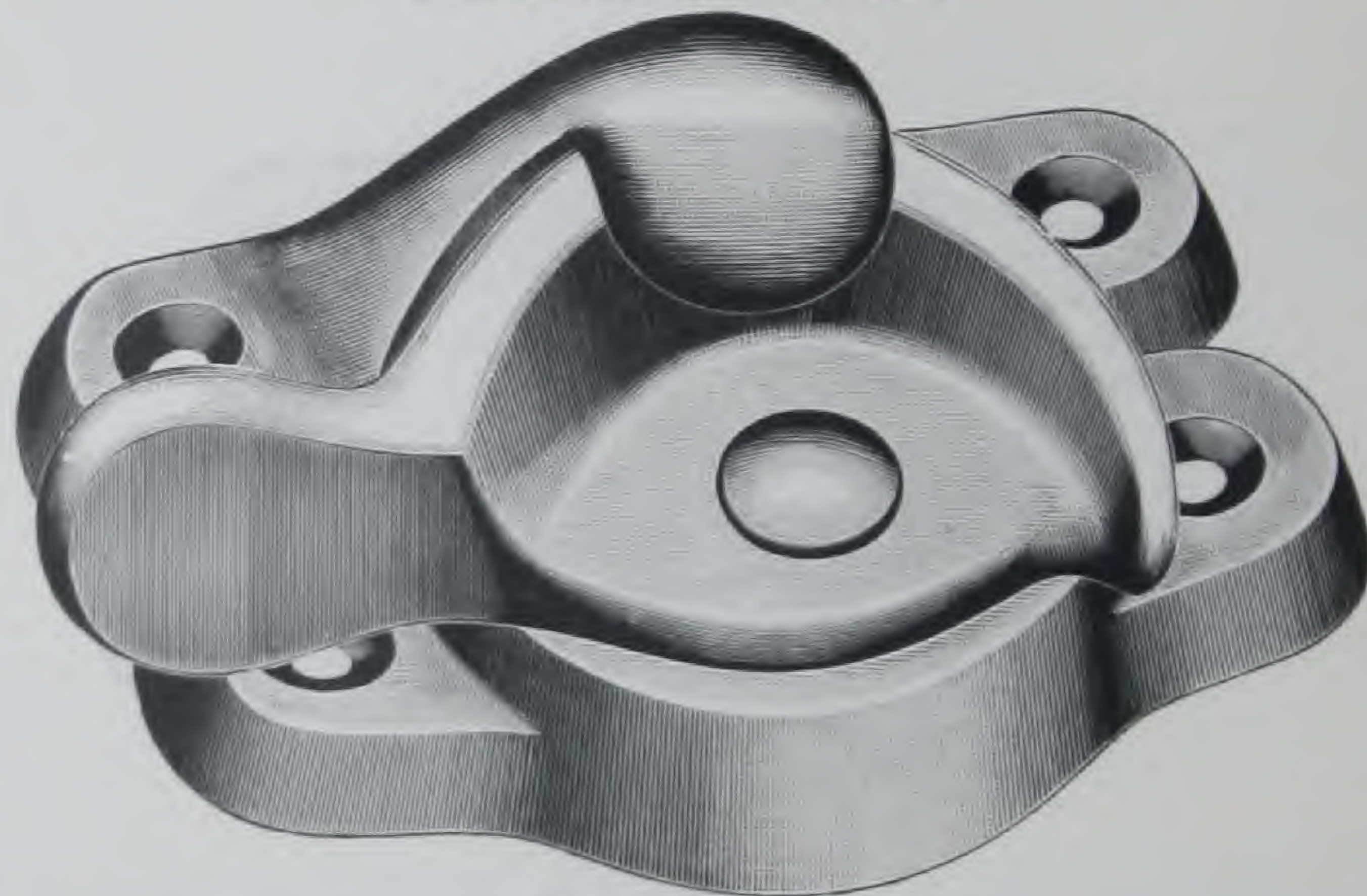
Packed with <sup>5</sup>/<sub>8</sub> inch x 10 x 24 flat head machine screws, one dozen in box.



# The Crescent SASH FASTENER.

Trade-Mark Registered U. S. Patent Office.

FOR METAL SASH



Full size cut.

This Fastener in Malleable Iron is recommended by the National Board of Fire Underwriters for windows up to five (5) feet in width, and furnished bearing the label of inspection and approval of the Underwriters' Laboratories, Inc.

No.		<b>MALLEABLE IRON, BURNISHED</b>
R 1031	Bronzed	.....
R 1036	Dead Black	.....
R 1037	Dull Brass	.....
R 1039	Antique Copper	.....
R 1039 $\frac{3}{4}$	Bronze Plated	.....
R 1046	Bower Barffed	.....
R 1060	Nickel Plated	.....

		<b>MALLEABLE IRON, POLISHED</b>
R 1033 $\frac{1}{4}$	Brass Plated	.....
R 1033 $\frac{1}{2}$	Bronze Plated	.....
R 1040	Nickel Plated	.....
R 1043	Dull Brass	.....
R 1048	Bower Barffed	.....
R 1049	Antique Copper	.....

		<b>CAST BRONZE, POLISHED</b>
R 1034	Highly Finished	.....
R 1042	Nickel Plated	.....
R 1050	Antique Copper	.....

		<b>CAST BRASS, POLISHED</b>
R 1035	Highly Finished	.....
R 1051	Dull Brass	.....
R 1052	Antique Brass	.....
R 1052 $\frac{1}{2}$	Antique Brass, Sanded	.....
R 1083 $\frac{1}{2}$	Antique Brass, Sanded, Medium Color, Not Shaded	.....


Screw holes are drilled for No. 10 flat head screws,  $2\frac{3}{8}$  inches center to center.  
Can be furnished with screw holes drilled as ordered.

Packed with  $\frac{5}{8}$  inch x 10 x 24 flat head machine screws, one dozen in box.

**IVES**

# The Crescent SASH FASTENER.

Trade-Mark Registered U. S. Patent Office.  
FOR METAL SASH



Full size cut.

This Fastener in Malleable Iron is recommended by the National Board of Fire Underwriters for windows up to five (5) feet in width, and furnished bearing the label of inspection and approval of the Underwriters' Laboratories, Inc.

No.		MALLEABLE IRON, BURNISHED
R 1131	Bronzed	.....
R 1136	Dead Black	.....
R 1137	Dull Brass	.....
R 1139	Antique Copper	.....
R 1139 <sup>1</sup> / <sub>4</sub>	Bronze Plated	.....
R 1146	Bower Barffed	.....
R 1160	Nickel Plated	.....
<b>MALLEABLE IRON, POLISHED</b>		
R 1133 <sup>1</sup> / <sub>4</sub>	Brass Plated	.....
R 1133 <sup>1</sup> / <sub>2</sub>	Bronze Plated	.....
R 1140	Nickel Plated	.....
R 1143	Dull Brass	.....
R 1148	Bower Barffed	.....
R 1149	Antique Copper	.....
<b>CAST BRONZE, POLISHED</b>		
R 1134	Highly Finished	.....
R 1142	Nickel Plated	.....
R 1150	Antique Copper	.....
<b>CAST BRASS, POLISHED</b>		
R 1135	Highly Finished	.....
R 1151	Dull Brass	.....
R 1152	Antique Brass	.....
R 1152 <sup>1</sup> / <sub>2</sub>	Antique Brass, Sanded	.....
R 1183 <sup>1</sup> / <sub>2</sub>	Antique Brass, Sanded, Medium Color, Not Shaded	.....

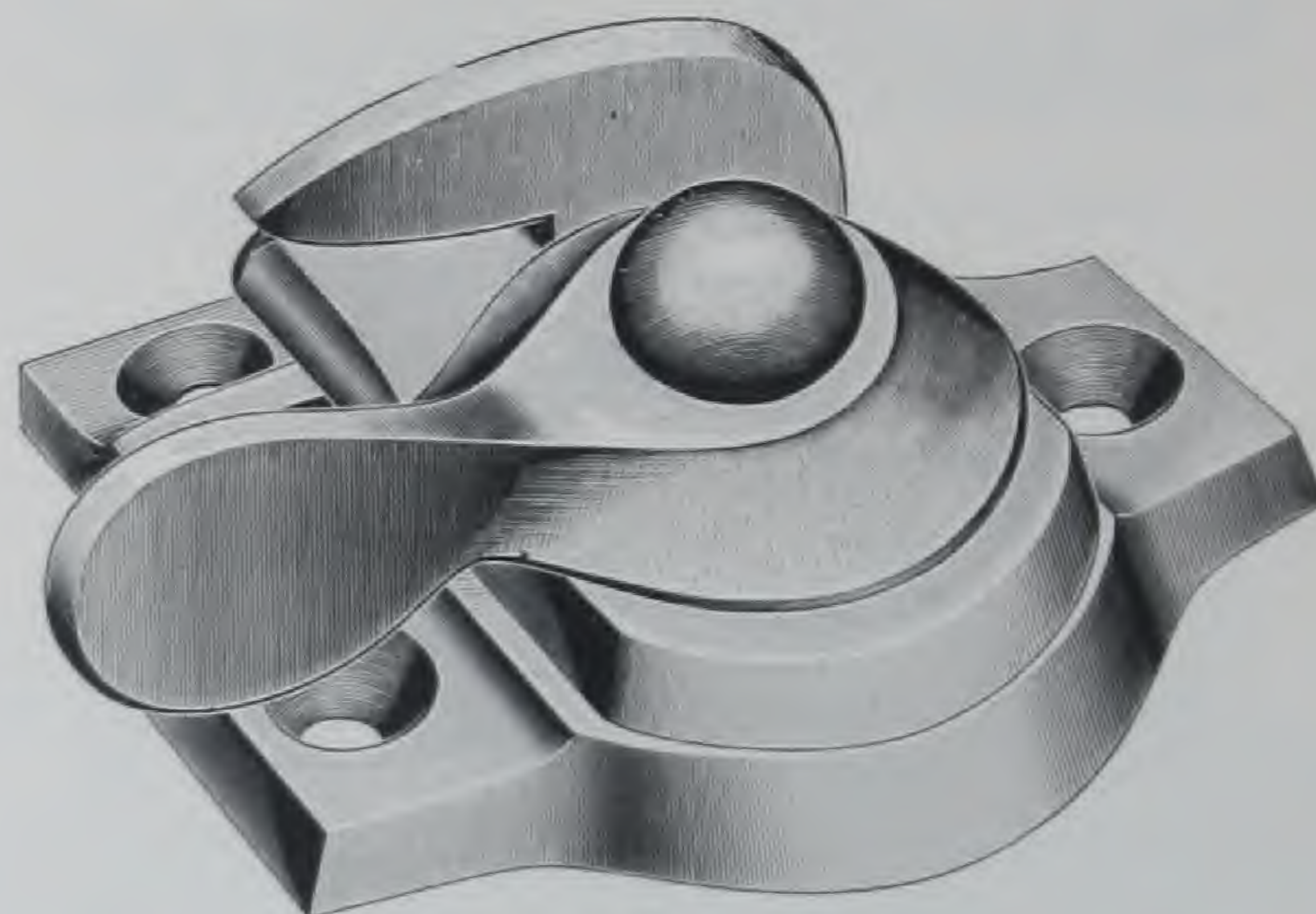
Screw holes are drilled for No. 10 flat head screws, 2 inches center to center.  
Can be furnished with screw holes drilled as ordered.

Packed with <sup>5</sup>/<sub>8</sub> inch x 10 x 24 flat head machine screws, one dozen in box.



## IVES PATENT SASH LOCKS

### FOR METAL SASH



Full size cut.

This Fastener in Malleable Iron is recommended by the National Board of Fire Underwriters for windows up to five (5) feet in width, and furnished bearing the label of inspection and approval of the Underwriters' Laboratories, Inc.

No.	MALLEABLE IRON, BURNISHED
R 631	Bronzed . . . . .
R 636	Dead Black . . . . .
R 637	Dull Brass . . . . .
R 639	Antique Copper . . . . .
R 639 <sup>3</sup> / <sub>4</sub>	Bronze Plated . . . . .
R 646	Bower Barffed . . . . .
R 660	Nickel Plated . . . . .
<b>MALLEABLE IRON, POLISHED</b>	
R 633 <sup>1</sup> / <sub>4</sub>	Brass Plated . . . . .
R 633 <sup>1</sup> / <sub>2</sub>	Bronze Plated . . . . .
R 640	Nickel Plated . . . . .
R 643	Dull Brass . . . . .
R 648	Bower Barffed . . . . .
R 649	Antique Copper . . . . .
<b>CAST BRONZE, POLISHED</b>	
R 634	Highly Finished . . . . .
R 642	Nickel Plated . . . . .
R 650	Antique Copper . . . . .
<b>CAST BRASS, POLISHED</b>	
R 635	Highly Finished . . . . .
R 651	Dull Brass . . . . .
R 652	Antique Brass . . . . .
R 652 <sup>1</sup> / <sub>2</sub>	Antique Brass, Sanded . . . . .
R 683 <sup>1</sup> / <sub>2</sub>	Antique Brass, Sanded, Medium Color, Not Shaded . . . . .

Screw holes are drilled for No. 10 flat head screws.

Base of Lock, 2 inches center to center. Strike, 1<sup>1</sup>/<sub>8</sub> inches center to center.

Can also be furnished with screw holes drilled as ordered.

Packed with 5/8 inch x 10 x 24 flat head machine screws, one dozen in box.



## CHAIN HOLDERS

### FOR METAL SASH



Full size cut.

No.	MALLEABLE IRON, BURNISHED
R 1331	Bronzed . . . . .
R 1339	Antique Copper . . . . .
R 1339 $\frac{3}{4}$	Bronze Plated . . . . .

### CAST BRONZE, POLISHED

R 1334	Highly Finished . . . . .
R 1350	Antique Copper . . . . .

Screw holes are drilled for No. 8 flat head machine screws.

Packed with  $\frac{5}{8}$  inch x 8 x 24 flat head machine screws, three dozen in box.

## HOOK SASH LIFTS

### FOR METAL SASH

No.	MALLEABLE IRON, BURNISHED
R 1531	Bronzed . . . . .
R 1536	Dead Black . . . . .
R 1537	Dull Brass . . . . .
R 1539	Antique Copper . . . . .
R 1539 $\frac{3}{4}$	Bronze Plated . . . . .
R 1546	Bower Barffed . . . . .
R 1560	Nickel Plated . . . . .

### MALLEABLE IRON, POLISHED

R 1533 $\frac{1}{4}$	Brass Plated . . . . .
R 1533 $\frac{1}{2}$	Bronze Plated . . . . .
R 1540	Nickel Plated . . . . .
R 1543	Dull Brass . . . . .
R 1548	Bower Barffed . . . . .
R 1549	Antique Copper . . . . .

### CAST BRONZE, POLISHED


R 1534	Highly Finished . . . . .
R 1542	Nickel Plated . . . . .
R 1550	Antique Copper . . . . .

### CAST BRASS, POLISHED

R 1535	Highly Finished . . . . .
R 1551	Dull Brass . . . . .
R 1552	Antique Brass . . . . .
R 1552 $\frac{1}{2}$	Antique Brass, Sanded . . . . .
R 1583 $\frac{1}{2}$	Antique Brass, Sanded, Medium Color, Not Shaded . . . . .

Screw holes are drilled for No. 10 flat head machine screws,  $1\frac{3}{8}$  inches center to center.  
Can also be furnished with screw holes drilled as ordered.

Packed with  $\frac{5}{8}$  inch x 10 x 24 flat head machine screws, three dozen in box.




Full size cut.



# BAR SASH LIFTS

FOR METAL SASH



Full size cut.

No.	MALLEABLE IRON, BURNISHED
R 2631	Bronzed . . . . .
R 2636	Dead Black . . . . .
R 2637	Dull Brass . . . . .
R 2639	Antique Copper . . . . .
R 2639 <sup>3</sup> / <sub>4</sub>	Bronze Plated . . . . .
R 2646	Bower Barffed . . . . .
R 2660	Nickel Plated . . . . .

	MALLEABLE IRON, POLISHED
R 2633 <sup>1</sup> / <sub>4</sub>	Brass Plated . . . . .
R 2633 <sup>1</sup> / <sub>2</sub>	Bronze Plated . . . . .
R 2640	Nickel Plated . . . . .
R 2643	Dull Brass . . . . .
R 2648	Bower Barffed . . . . .
R 2649	Antique Copper . . . . .

	CAST BRONZE, POLISHED
R 2634	Highly Finished . . . . .
R 2642	Nickel Plated . . . . .
R 2650	Antique Copper . . . . .

	CAST BRASS, POLISHED
R 2635	Highly Finished . . . . .
R 2651	Dull Brass . . . . .
R 2652	Antique Brass . . . . .
R 2652 <sup>1</sup> / <sub>2</sub>	Antique Brass, Sanded . . . . .
R 2683 <sup>1</sup> / <sub>2</sub>	Antique Brass, Sanded, Medium Color, Not Shaded . . . . .

Screw holes are drilled for No. 10 flat head machine screws 4<sup>1</sup>/<sub>8</sub> inches center to center.

Can also be furnished with screw holes drilled as ordered.


Packed with 1/2 inch x 10 x 24 flat head machine screws, one dozen in box.





## BAR SASH LIFTS

FOR METAL SASH



Full size cut.

No.	MALLEABLE IRON, BURNISHED
R 6931	Bronzed . . . . .
R 6936	Dead Black . . . . .
R 6937	Dull Brass . . . . .
R 6939	Antique Copper . . . . .
R 6939 <sup>3</sup> / <sub>4</sub>	Bronze Plated . . . . .
R 6946	Bower Barffed . . . . .
R 6960	Nickel Plated . . . . .

No.	MALLEABLE IRON, POLISHED
R 6933 <sup>1</sup> / <sub>4</sub>	Brass Plated . . . . .
R 6933 <sup>1</sup> / <sub>2</sub>	Bronze Plated . . . . .
R 6940	Nickel Plated . . . . .
R 6943	Dull Brass . . . . .
R 6948	Bower Barffed . . . . .
R 6949	Antique Copper . . . . .

No.	CAST BRONZE, POLISHED
R 6934	Highly Finished . . . . .
R 6942	Nickel Plated . . . . .
R 6950	Antique Copper . . . . .

No.	CAST BRASS, POLISHED
R 6935	Highly Finished . . . . .
R 6951	Dull Brass . . . . .
R 6952	Antique Brass . . . . .
R 6952 <sup>1</sup> / <sub>2</sub>	Antique Brass, Sanded . . . . .
R 6983 <sup>1</sup> / <sub>2</sub>	Antique Brass, Sanded, Medium Color, Not Shaded . . . . .

Screw holes are drilled for No. 10 flat head screws, 4<sup>1</sup>/<sub>2</sub> inches center to center.


Can also be furnished with screw holes drilled as ordered.

Packed with 1/2 x 10 x 24 flat head machine screws, one dozen in box.



## BAR SASH LIFTS

FOR METAL SASH



Full size cut.

No.	MALLEABLE IRON, BURNISHED
R 5731	Bronzed . . . . .
R 5736	Dead Black . . . . .
R 5737	Dull Brass . . . . .
R 5739	Antique Copper . . . . .
R 5739 <sup>3</sup> / <sub>4</sub>	Bronze Plated . . . . .
R 5746	Bower Barffed . . . . .
R 5760	Nickel Plated . . . . .

	MALLEABLE IRON, POLISHED
R 5733 <sup>1</sup> / <sub>4</sub>	Brass Plated . . . . .
R 5733 <sup>1</sup> / <sub>2</sub>	Bronze Plated . . . . .
R 5740	Nickel Plated . . . . .
R 5743	Dull Brass . . . . .
R 5748	Bower Barffed . . . . .
R 5749	Antique Copper . . . . .

	CAST BRONZE, POLISHED
R 5734	Highly Finished . . . . .
R 5742	Nickel Plated . . . . .
R 5750	Antique Copper . . . . .

	CAST BRASS, POLISHED
R 5735	Highly Finished . . . . .
R 5751	Dull Brass . . . . .
R 5752	Antique Brass . . . . .
R 5752 <sup>1</sup> / <sub>2</sub>	Antique Brass, Sanded . . . . .
R 5783 <sup>1</sup> / <sub>2</sub>	Antique Brass, Sanded, Medium Color, Not Shaded . . . . .

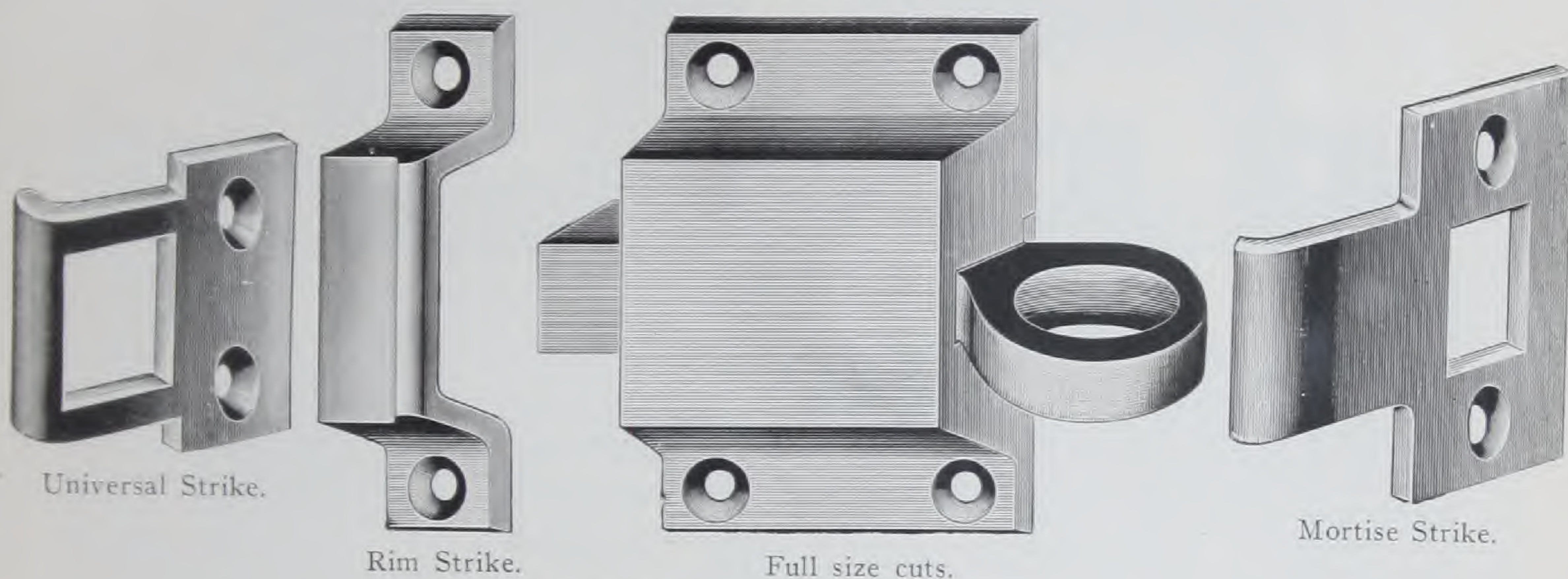
Screw holes are drilled for No. 10 flat head screws, 4<sup>1</sup>/<sub>8</sub> inches center to center.  
 Can be furnished with screw holes drilled as ordered.

Packed with 1/2 inch x 10 x 24 flat head machine screws, one dozen in box.



# TRANSOM CATCHES

FOR METAL SASH



ALWAYS SPECIFY STRIKE WANTED

No.		MALLEABLE IRON, BURNISHED									
R 2931	Bronzed	.	.	.	.	.	.	.	.	.	.
R 2936	Dead Black	.	.	.	.	.	.	.	.	.	.
R 2937	Dull Brass	.	.	.	.	.	.	.	.	.	.
R 2939	Antique Copper	.	.	.	.	.	.	.	.	.	.
R 2939 <sup>3</sup> / <sub>4</sub>	Bronze Plated	.	.	.	.	.	.	.	.	.	.
R 2946	Bower Barffed	.	.	.	.	.	.	.	.	.	.
R 2960	Nickel Plated	.	.	.	.	.	.	.	.	.	.

		MALLEABLE IRON, POLISHED									
R 2933 <sup>1</sup> / <sub>4</sub>	Brass Plated	.	.	.	.	.	.	.	.	.	.
R 2933 <sup>1</sup> / <sub>2</sub>	Bronze Plated	.	.	.	.	.	.	.	.	.	.
R 2940	Nickel Plated	.	.	.	.	.	.	.	.	.	.
R 2943	Dull Brass	.	.	.	.	.	.	.	.	.	.
R 2948	Bower Barffed	.	.	.	.	.	.	.	.	.	.
R 2949	Antique Copper	.	.	.	.	.	.	.	.	.	.

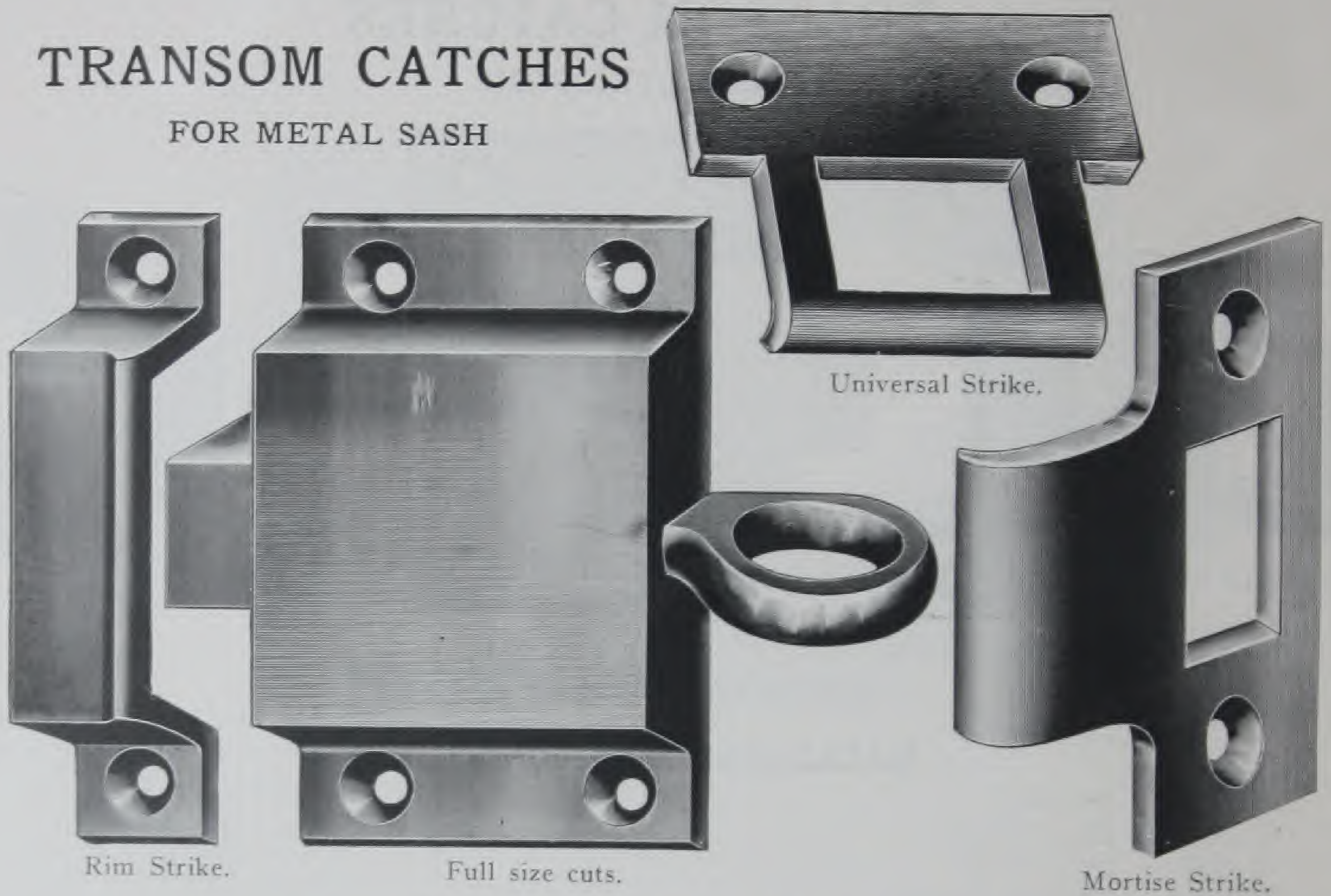
		CAST BRONZE, POLISHED									
R 2934	Highly Finished	.	.	.	.	.	.	.	.	.	.
R 2942	Nickel Plated	.	.	.	.	.	.	.	.	.	.
R 2950	Antique Copper	.	.	.	.	.	.	.	.	.	.

		CAST BRASS, POLISHED									
R 2935	Highly Finished	.	.	.	.	.	.	.	.	.	.
R 2951	Dull Brass	.	.	.	.	.	.	.	.	.	.
R 2952	Antique Brass	.	.	.	.	.	.	.	.	.	.
R 2952 <sup>1</sup> / <sub>2</sub>	Antique Brass, Sanded	.	.	.	.	.	.	.	.	.	.
R 2983 <sup>1</sup> / <sub>2</sub>	Antique Brass, Sanded, Medium Color, Not Shaded	.	.	.	.	.	.	.	.	.	.

Screw holes are drilled for No. 8 flat head screws, 1<sup>3</sup>/<sub>4</sub> inches center to center.

Packed with 1/2 inch x 8 x 24 flat head machine screws, one dozen in box.

**TRANSOM CATCHES**  
FOR METAL SASH



Rim Strike.

Full size cuts.

Universal Strike.

Mortise Strike.

*ALWAYS SPECIFY STRIKE WANTED*

**MALLEABLE IRON, BURNISHED**

- No.
- R 8131 Bronzed
- R 8136 Dead Black
- R 8137 Dull Brass
- R 8139 Antique Copper
- R 8139<sup>3</sup>/<sub>4</sub> Bronze Plated
- R 8146 Bower Barffed
- R 8160 Nickel Plated

**MALLEABLE IRON, POLISHED**

- R 8133<sup>1</sup>/<sub>4</sub> Brass Plated
- R 8133<sup>3</sup>/<sub>4</sub> Bronze Plated
- R 8140 Nickel Plated
- R 8143 Dull Brass
- R 8148 Bower Barffed
- R 8149 Antique Copper

**CAST BRONZE, POLISHED**

- R 8134 Highly Finished
- R 8142 Nickel Plated
- R 8150 Antique Copper

**CAST BRASS, POLISHED**


- R 8135 Highly Finished
- R 8151 Dull Brass
- R 8152 Antique Brass
- R 8152<sup>1</sup>/<sub>2</sub> Antique Brass, Sanded
- R 8183<sup>1</sup>/<sub>2</sub> Antique Brass, Sanded, Medium Color, Not Shaded

Screw holes drilled for No. 8 flat head screws, 2<sup>1</sup>/<sub>4</sub> inches center to center.

Packed with 5<sup>8</sup>/<sub>16</sub> inch x 8 x 32 flat head machine screws, one dozen in box.

# TRANSOM CATCHES

FOR METAL SASH



Rim Strike.

Full size cuts.

Universal Strike.

Mortise Strike.

*ALWAYS SPECIFY STRIKE WANTED*

**MALLEABLE IRON, BURNISHED**

- No.
- R 3131 Bronzed
- R 3136 Dead Black
- R 3137 Dull Brass
- R 3139 Antique Copper
- R 3139 3/4 Bronze Plated
- R 3146 Bower Barffed
- R 3160 Nickel Plated

**MALLEABLE IRON, POLISHED**

- R 3133 3/4 Brass Plated
- R 3133 1/2 Bronze Plated
- R 3140 Nickel Plated
- R 3143 Dull Brass
- R 3148 Bower Barffed
- R 3149 Antique Copper

**CAST BRONZE, POLISHED**

- R 3134 Highly Finished
- R 3142 Nickel Plated
- R 3150 Antique Copper

**CAST BRASS, POLISHED**

- R 3135 Highly Finished
- R 3151 Dull Brass
- R 3152 Antique Brass
- R 3152 1/2 Antique Brass, Sanded
- R 3183 1/2 Antique Brass, Sanded, Medium Color, Not Shaded


Screw holes are drilled for No. 10 flat head screws, 2 5/8 inches center to center.

Packed with 5/8 inch x 10 x 24 flat head machine screws, one dozen in box.



# SASH PULL PLATES

FOR METAL SASH



Full size cut.

No.	MALLEABLE IRON, BURNISHED
R 9831	Bronzed . . . . .
R 9836	Dead Black . . . . .
R 9837	Dull Brass . . . . .
R 9839	Antique Copper . . . . .
R 9839 <sup>3</sup> / <sub>4</sub>	Bronze Plated . . . . .
R 9846	Bower Barffed . . . . .
R 9860	Nickel Plated . . . . .

	MALLEABLE IRON, POLISHED
R 9833 <sup>1</sup> / <sub>4</sub>	Brass Plated . . . . .
R 9833 <sup>1</sup> / <sub>2</sub>	Bronze Plated . . . . .
R 9840	Nickel Plated . . . . .
R 9843	Dull Brass . . . . .
R 9848	Bower Barffed . . . . .
R 9849	Antique Copper . . . . .

	CAST BRONZE, POLISHED
R 9834	Highly Finished . . . . .
R 9842	Nickel Plated . . . . .
R 9850	Antique Copper . . . . .

	CAST BRASS, POLISHED
R 9835	Highly Finished . . . . .
R 9851	Dull Brass . . . . .
R 9852	Antique Brass . . . . .
R 9852 <sup>1</sup> / <sub>2</sub>	Antique Brass, Sanded . . . . .
R 9883 <sup>1</sup> / <sub>2</sub>	Antique Brass, Sanded, Medium Color, Not Shaded . . . . .

Screw holes are drilled for No. 8 flat head screws, 1<sup>1</sup>/<sub>16</sub> inches center to center.

Can be furnished with screw holes drilled as ordered.

Packed with 1/2 inch x 8 x 32 flat head machine screws, one dozen in box.

# CREMORNE BOLTS

(EXTRA HEAVY)

FOR

FIRE-PROOF DOORS AND  
CASEMENT WINDOWS

LOCKING TOP, BOTTOM AND AT LEVER HANDLE

## CAST IRON, BURNISHED

Lever, lever strike, and bottom strike are malleable iron.

No.	
9931	Bronzed . . . . .
9936	Dead Black . . . . .
9937	Dull Brass . . . . .
9939	Antique Copper . . . . .
9939 $\frac{3}{4}$	Bronze Plated . . . . .
9946	Bower Barffed . . . . .
9960	Nickel Plated . . . . .

## CAST IRON, POLISHED

9933 $\frac{1}{4}$	Brass Plated . . . . .
9933 $\frac{1}{2}$	Bronze Plated . . . . .
9940	Nickel Plated . . . . .
9943	Dull Brass . . . . .
9949	Antique Copper . . . . .

## CAST BRONZE, POLISHED

9934	Highly Finished . . . . .
9942	Nickel Plated . . . . .
9950	Antique Copper . . . . .

## CAST BRASS, POLISHED

9935	Highly Finished . . . . .
9951	Dull Brass . . . . .
9952	Antique Brass . . . . .
9952 $\frac{1}{2}$	Antique Brass, Sanded . . . . .
9983 $\frac{1}{2}$	Antique Brass, Sanded, Medium Color, Not Shaded . . . . .

### ALWAYS SPECIFY

Hand wanted.

Height of opening, also distance from bottom of opening to center of lever handle.

Special Strikes can be furnished to fit detail.

This bolt can also be furnished to fasten at top and bottom only.

Packed with  $\frac{5}{8}$  x 10 x 24 round head machine screws, finished to match.



Cut shows right hand bolt.

Case 1 $\frac{3}{4}$ " wide.  
Lever Strike 1 $\frac{1}{4}$ " wide.  
Rods  $\frac{5}{8}$ " half round.

TRADE MARK

**IVES**

REGISTERED-U.S. PATENT OFFICE